



**SOUTH SAN LUIS OBISPO COUNTY
SANITATION DISTRICT**

Post Office Box 339, Oceano, California 93475-0339
1600 Aloha, Oceano, California 93445-9735
Telephone (805) 489-6666 FAX (805) 489-2765
www.sslocsd.us

**AGENDA
BOARD OF DIRECTORS MEETING
Arroyo Grande Council Chambers
215 E. Branch Street,
Arroyo Grande, CA**

Wednesday, June 01, 2022, at 6:00 p.m.

Board Members

Jeff Lee, Chair
Karen White, Vice Chair
Caren Ray Russom, Director

Agencies

City of Grover Beach
Oceano Community Services District
City of Arroyo Grande

Alternate Board Members

Karen Bright, Director
Linda Austin, Director
Lan George, Director

City of Grover Beach
Oceano Community Services District
City of Arroyo Grande

-
- 1. CALL TO ORDER AND ROLL CALL**
 - 2. PLEDGE OF ALLEGIANCE**
 - 3. AGENDA REVIEW**
 - 4. PUBLIC COMMENTS ON ITEMS NOT APPEARING ON AGENDA**

This public comment period is an invitation to members of the community to present comments, thoughts or suggestions on matters not scheduled on this agenda. Comments should be limited to those matters which are within the jurisdiction of the District. The Brown Act restricts the Board from taking formal action on matters not published on the agenda. In response to your comments, the Chair or presiding Board Member may:

- Direct Staff to assist or coordinate with you.
- Direct Staff to place your issue or matter on a future Board meeting agenda.

Please adhere to the following procedures when addressing the Board:

- Comments should be limited to three (3) minutes or less.
- Your comments should be directed to the Board as a whole and not directed to individual Board members.
- Slanderous, profane or personal remarks against any Board Member, Staff or member of the audience shall not be permitted

Any writing or document pertaining to an open-session item on this agenda which is distributed to a majority of the Board after the posting of this agenda will be available for public inspection at the time the subject writing or document is distributed. The writing or document will be available for public review in the offices of the Oceano CSD, a member agency located at 1655 Front Street, Oceano, California. Consistent with the Americans with Disabilities Act (ADA) and California

Government Code §54954.2, requests for disability-related modification or accommodation, including auxiliary aids or services, may be made by a person with a disability who requires modification or accommodation in order to participate at the above referenced public meeting by contacting the District Administrator or Bookkeeper/Secretary at (805) 481-6903. So that the District may address your request in a timely manner, please contact the District two business days in advance of the meeting.

5. CONSENT AGENDA:

The following routine items listed below are scheduled for consideration as a group. Each item is recommended for approval unless noted. Any member of the public who wishes to comment on any Consent Agenda item may do so at this time. Any Board Member may request that any item be withdrawn from the Consent Agenda to permit discussion or to change the recommended course of action. The Board may approve the remainder of the Consent Agenda on one motion.

5A. Approval of Warrants

5B. Approval of Meeting Minutes of May 18, 2022

6. ACTION ITEMS:

6A. WWTP REDUNDANCY PROJECT UPDATE

Recommendation: Receive and File.

6B. ADOPTION OF RESOLUTION 2022-442 FOR COLLECTING FISCAL YEAR 2022-23 DISTRICT ANNUAL WASTEWATER TREATMENT CHARGES FROM THE COMMUNITY OF OCEANO THROUGH THE COUNTY PROPERTY TAX ROLL

Recommendation: That the Board approve Resolution No. 2022-442 authorizing the transmittal of the report to the County to collect District wastewater treatment charges from the OCSD service area for Fiscal Year 2022-23 on the County Property Tax Roll.

6C. PUBLIC HEARING AND ADOPTION OF RESOLUTION NO. 2022-443 APPROVING BUDGET FOR FISCAL YEAR 2022-23

1. Review the Budget for Fiscal Year 2022/23;
2. Open the Public Hearing to receive public input regarding the adoption of the Budget for Fiscal Year 2022/23;
3. Close the Public Hearing and direct revisions, if any, be incorporated into the Budget for Fiscal Year 2022/23; and
4. Adopt Resolution No. 2022-443 approving the Budget for Fiscal Year 2022/23.

6D. DISTRICT ADMINISTRATOR AND PLANT OPERATIONS REPORT

Recommendation: Receive and File.

7. BOARD MEMBER COMMUNICATIONS:

8. ADJOURNMENT

The next regularly scheduled Board Meeting is July 06, 2022, 6:00 pm at the Oceano Community Services District 1655 Front St, Oceano CA 93445

WARRANT REGISTER
6/1/2022

VENDOR	BUDGET LINE ITEM	DETAIL	WARRANT NO.	ACCT	ACCT BRKDN	TOTAL
ARAMARK UNIFORMS	UNIFORMS	03/18; 05/06; 05/13	051722-5970	7025	1,222.90	1,222.90
AUTOSYS, LLC	SCADA	0127; 0129	5971	20-7060	2,490.00	2,490.00
BANK OF NY MELLON	FEES	252-2440915	5972	9000	1,675.00	1,675.00
BRENNTAG	PLANT CHEMICALS	BPI240813	5973	8050	8,834.69	8,834.69
CAREN RAY RUSSOM	BOARD SERVICE	MAY 18, 2022	5974	7075	100.00	100.00
CARRIE TROUP, CPA	FINANCIAL SERVICES	2546	5975	7083	4,122.00	4,122.00
CENTRAL COAST FENCE	EQUIPMENT MAINTENANCE	11325	5976	8030	285.00	285.00
CHARTER COMMUNICATIONS	COMMUNICATIONS	04/29/22-05/28/22	5977	7013	519.92	519.92
CHRIS RIGONI	CERTIFICATIONS	GRADE III	5978	7055	225.00	225.00
COASTAL ROLL OFF	RUBBISH	APRIL 2022	5979	7093	684.60	684.60
ENGLE & GRAY	BIOSOLIDS HANDLING	APRIL 2022	5980	7085	6,855.06	6,855.06
FEDERAL EXPRESS	CHEMICAL ANALYSIS	7-754-81043	5981	7078	22.71	22.71
GRAINGER	ADMIN BUILDING	935217498	5982	8045	135.27	135.27
GDM SERVICES	AUTOMOTIVE MAINTENANCE	CRANE INSPECTION	5983	8032	350.00	350.00
GSOLUTIONZ	TELEPHONE	JUNE 2022	5984	7013	72.95	72.95
I.I. SUPPLY	EQUIPMENT MAINTENANCE	84028	5985	8056	261.03	261.03
JB DEWAR	FUEL	146675	5986	8020	153.13	153.13
JEFF LEE	BOARD SERVICE	MAY 18, 2022	5987	7075	100.00	100.00
JONES & MAYER	LEGAL COUNSEL	APRIL 2022	5988	7071	2,059.61	2,059.61
KAREN WHITE	BOARD SERVICE	MAY 18, 2022	5989	7075	100.00	100.00
KEMIRA WATER SOLUTIONS	PLANT CHEMICALS	9017751596	5990	8050	9,146.45	9,146.45
MICRO MOTION INC	SCADA	40685158	5991	20-7060	26,895.56	26,895.56
MICRO PRECISION	EQUIPMENT MAINTENANCE	LA-9005342	5992	8030	62.40	62.40
MINERS	EQUIPMENT MAINTENANCE	APRIL 2022	5993	8030	614.31	614.31
MNS ENGINEERING	REDUNDANCY	80424	5994	20-7080	88,725.70	88,725.70
OEC, INC	CHEMICAL ANALYSIS	MULTIPLE	5995	7078	332.50	332.50
REGIONAL GOVT. SERVICES	RECRUITMENT	APRIL 2022	5996	7005	555.00	555.00
RINCON CONSULTANTS	REDUNDANCY	38375; 39226	5997	20-7080	3,813.78	9,373.38
		39110		7020	5,559.60	
ROYAL WHOLESALE ELECTRIC	EQUIPMENT MAINTENANCE	7842-1006288	5998	8030	1,827.56	1,827.56
RS FIRE PROTECTION	SAFETY SUPPLY'S	A5322X1	5999	8056	452.00	452.00
SAFETY KLEEN	CHEMICAL ANALYSIS	88694470	6000	7078	234.00	234.00
SO CAL GAS CO	GAS	04/04/22-05/03/22	6001	7092	3,865.02	3,865.02
SPRINT	COMMUNICATIONS	04/04/22-05/03/22	6002	7014	145.80	145.80
STANLEY SECURITY	COMMUNICATIONS	JUNE 2022	6003	7011	80.08	505.08
	EQUIPMENT MAINTENANCE	6002468664		8030	425.00	
SURFACE PUMPS, INC	EQUIPMENT MAINTENANCE	0147414-IN	6004	8030	1,850.28	1,850.28
UMPQUA BANK	CREDIT CARD	APRIL 2022	6005		5,391.44	5,391.44
VWR	LAB SUPPLY'S	2022-121; 122	6006	8040	563.60	563.60
TOTAL					180,808.95	180,808.95

We hereby certify that the demands numbered serially from 051722-5970 to 051722-6006 together with the supporting evidence have been examined, and that they comply with the requirements of the SOUTH SAN LUIS OBISPO COUNTY SANITATION DISTRICT. The demands are hereby approved by motion of the SOUTH SAN LUIS OBISPO COUNTY SANITATION DISTRICT, together with warrants authorizing and ordering the issuance of checks numbered identically with the particular demands and warrants.

BOARD OF DIRECTORS:

DATE:

Chairman

Board Member

Board Member

Secretary



SOUTH SAN LUIS OBISPO COUNTY SANITATION DISTRICT

Post Office Box 339, Oceano, California 93475-0339
1600 Aloha, Oceano, California 93445-9735
Telephone (805) 489-6666 FAX (805) 489-2765
www.sslocsd.org

SUMMARY ACTION MINUTES Meeting of Wednesday, May 18, 2022

1. CALL TO ORDER AND ROLL CALL

Chair Lee called the meeting to order and recognized a quorum.

Present: Jeff Lee, Chair, City of Grover Beach
Karen White, Vice Chair, Oceano Community Services District
Caren Ray Russom, Director, City of Arroyo Grande

District Staff: Jeremy Ghent, District Administrator
Mychal Jones, Superintendent
Amy Simpson, District Bookkeeper/Secretary
Kristi Smith, District Legal Counsel

2. PLEDGE OF ALLEGIANCE

3. AGENDA REVIEW

Action: Approved as presented.

4. PUBLIC COMMENTS ON ITEMS NOT APPEARING ON AGENDA

There was no public comment.

5. CONSENT AGENDA:

5A. Approval of Warrants

5B. Approval of Meeting Minutes of April 06, 2022

There was no public comment.

Motion: Director Ray Russom motioned to approve the Consent Agenda as published.

Second: Director White

Action: Approved unanimously by roll call vote.

Director Ray Russom provided comment. She said she was not present at the meeting of April 6 and had spoken to Director George and was comfortable approving the minutes as presented.

6. ACTION ITEMS:

6A. RECOMMENDATION OF AWARD FOR WWTP REDUNDANCY PROJECT STARTUP AND OPERATIONS CONSULTING SERVICES CONTRACT WITH PERC WATER CORPORATION

District Administrator Ghent presented this item.

There was no public comment.

Motion: Director Ray Russom motioned to approve Item 6A to authorize the District Administrator to execute a contract for Startup and Operations Consulting Services for the Wastewater Treatment Plant with Perc Water Corporation in the amount of \$299,672 and authorize the District Administrator to review and approve changes to the contract for up to 10% of the initial amount, or \$29,967, for a total potential amount of \$329,639.

Second: Director White

Action: Receive and File.

6B. 2022/23 FISCAL YEAR BUDGET; SET PUBLIC HEARING FOR JUNE 1, 2022

Bookkeeper Simpson presented this item in PowerPoint. The FY 2022/23 Budget anticipates a balanced budget of \$21,545,700 in both Revenues and Expenses. A large portion of the proposed budget is the Redundancy Project.

The Board provided their input but did not recommend any changes.

There was no Public Comment.

Motion: Director Ray Russom motioned to set a Noticed Public Hearing for June 1, 2022.

Second: Director White

Action: Receive and File.

6C. BOARD CONSIDERATION OF ADDING NEWLY OBSERVED HOLIDAY – JUNETEENTH - TO SECTION 4010 OF THE PERSONNEL POLICY MANUAL AS A FIXED HOLIDAY

Director Ghent presented this item.

There was no public Comment.

Motion: Director Ray Russom motioned to approve adoption of Resolution 2022-441 approving the addition of the new Federal holiday, Juneteenth, to the list of Observed Holidays to section 4010 of the Personnel Policy Manual.

Second: Director White

Action: Receive and File.

6D. DISTRICT ADMINISTRATOR AND PLANT OPERATIONS REPORT

Administrator Ghent presented the Administrator's Report. He updated the Board on the Redundancy Project and some miscellaneous items.

Superintendent Jones presented the Operations Report. He notified the Board that some monthly plant numbers had not been updated in the staff report dated May 18, 2022. Below is the chart with the updated numbers. He reported that the District's facility met its Permit limitations as required under the State of California's National Pollutant Discharge Elimination System (NPDES) Permit issued to the District.

April 2022	INF Flow MGD	INF Peak Flow MGD	INF BOD mg/L	EFF BOD mg/L	BOD% Removal	INF TSS mg/L	EFF TSS mg/L	TSS % Removal	Fecal Coliform MPN/100 mL	Chlorine Usage lbs/day
Low	1.95	2.9	493	15.4		477	21.8		<1.8	125
High	2.78	4.2	538	25.7		535	27		26	406
April 2022 AVG	2.15	3.34	509	21.4	95.8	508	25.1	95.1	8.4	263
April 2021 AVG	2.33	3.57	529	16.6	96.9	528	19.6	96.3	17.4	186
Limit	5.0			40/60/90	>80		40/60/90	>80	2000	

There was no public comment.

Action: The Board received and filed this report.

7. BOARD MEMBER COMMUNICATIONS

None

8. ADJOURNMENT:

6:43 p.m.

THESE MINUTES ARE DRAFT AND NOT OFFICIAL UNTIL APPROVED BY THE BOARD OF DIRECTORS AT A SUBSEQUENT MEETING.



SOUTH SAN LUIS OBISPO COUNTY SANITATION DISTRICT

Post Office Box 339 Oceano, California 93475-0339

1600 Aloha Oceano, California 93445-9735

Telephone (805) 489-6666 FAX (805) 489-2765

www.sslocsd.org

Staff Report

To: Board of Directors

From: Jeremy Ghent, District Administrator

Date: June 1, 2022

Subject: **WWTP REDUNDANCY PROJECT UPDATE**

RECOMMENDATION:

Receive and file the Wastewater Treatment Plant Redundancy Project update.

BACKGROUND:

The District has been working to develop the Wastewater Treatment Plant (WWTP) Redundancy Project, the largest capital improvements project the District has undertaken since the 1986 WWTP Improvements. The project is intended to allow major process units to be removed from service for maintenance or repairs without risking violation of effluent permit limits. The project includes the following main components:

- Two activated sludge (AS) aeration basins
- One new secondary clarifier
- Fixed film reactor (FFR) effluent and primary effluent pump station
- Waste activated sludge (WAS) thickener with modifications to existing dewatering platform
- Blower, electrical, and motor control center (MCC) building
- Yard piping
- Site improvements
- Instrumentation and controls
- Electrical systems
- Floodproofing of critical plant systems
- Rehabilitation of existing secondary clarifier
- New generator to provide backup power for new facilities

The project construction documents were circulated for bid in September and bids were received in November 2020. After review and evaluation, the contract was awarded to J.R. Filanc Construction Company, Inc., (Filanc) in December 2020 and Notice to Proceed was issued January 25, 2021. MNS Engineers, Inc., (MNS) is serving as the Construction Manager, Kennedy/Jenks Consultants, Inc., (Kennedy Jenks) is the Design Engineer, and MKN & Associates, Inc., (MKN) is supporting as the District's Project Manager.

DISCUSSION:

This quarterly Project update covers the months of February, March, and April. The schedule and cost are largely on track and there have been no accidents or work-related injuries or recordable safety incidents.

Schedule Summary:

Notice to Proceed:	January 25, 2021	Contract time elapsed	483
Original Contract Duration	900	Contract time remaining	415
Current Contract Duration	898	Change order days:	-2 days
Current Contract Completion Date	July 12, 2023	Weather days:	3
Schedule Completion Date	July 25, 2023		
Percent complete by time	51%		
Notes: 1. Durations are in calendar days. 2. Schedule summary drafted on May 23, 2022.			

The Contractor's April 1, 2022 Schedule Update indicated completion on July 25, 2023; 13 days beyond the contract completion date. Critical path activities consist of completion of the aeration basins, including mechanical outfitting.

Budget Summary:

The budget summaries were drafted on May 22, 2022 and based on the invoices received and costs incurred to date.

Construction Contract:

Contract Award	\$26,939,042.00	Contract Earnings to Date	\$16,152,033.24
Contract Changes	\$105,644.74		
Current Contract	\$27,044,697.74		
Change Order Percent	0.39%	Percent Complete by Cost	60%

Change Orders No. 6 was executed during the month of February. Change Order No. 6 incorporated several changes for a total added cost of \$13,863.55, including the following changes

- Upsizing of starters from 5 HP to 7.5 HP,
- Additional potholing required for the 4-inch WAS pipeline, and
- Additional time required to cut through an unforeseen existing concrete slab.

There is one current Potential Change Order (PCO) for additional costs due to adjustments required at the electrical building flood wall that the District is in the process of obtaining quotes from the Contractor. Work Change Directive (WCD) No. 5 was issued with a Not to Exceed of \$3,000.

A Design Change was issued which will result in a Change Order for the rerouting of conduits within the Aeration Basin. The design called for conduits to be routed along the underside of the Aeration Basin decks to traverse from the west to the east side of the basin. However, there are no decks along the north and south walls, and there is not enough room to run above the waterline on the inside of the wall due to conflicts with weir openings and gates. KJ issued a design change calling for a steel conduit bridge to traverse the aeration basins. WCD No. 6 was issued for a not to exceed \$45,000 to allow the procurement of the steel for the conduit bridge. A draft change order has been reviewed and is undergoing revisions. Staff anticipates the change will result in an additional cost on the order of \$200,000.

Overall Project Budget:

A summary of the overall project budget, including construction and professional services costs is provided in the table below. Additional details are attached.

Description	Budget	Spent to Date	Balance to Finish
Construction (Bid Price)	\$26,939,042	-	-
Change Orders (#1 – 6)	\$105,655.74	-	-
Current Construction Contract	\$27,044,697.74	\$16,152,033.24	\$10,892,665
Construction Contingency	\$3,085,689	-	\$3,085,689
Other Construction Costs (1)	\$162,566	\$162,566	\$0
<i>Subtotal (Construction + Construction Contingency + Other)</i>	\$30,292,953	\$16,314,599	\$13,978,354
Professional Services Costs	\$6,879,602	\$4,501,799	\$2,377,803
Professional Services Contingency	\$226,446	-	\$226,446
Total	\$37,400,000	\$20,816,398	\$16,582,602
Notes: (1) Other Construction Costs include PG&E Service costs and OCSD water fees.			

Summary of Work:

February

- Completed concrete placement for Secondary Clarifier No. 2 walls

- Began concrete placement of Aeration Basin decks
- Completed masonry work at Blower Building
- Shutdown and demolition work for abandonment of pipeline near the Primary Clarifier No. 2
- Poured concrete for generator pad, scum pump pads, and pump pedestals
- Installed fire hydrants on the fire water pipeline
- Continued installation of electrical conduits at duct bank and Rotary Drum Thickener (RDT)

March

- Continued concrete work for Aeration Basin decks and Secondary Clarifier No. 2 launder trough
- Installed roof trusses and some process piping in Blower Building
- Bypassed and demolished the pipeline between the Fixed Film Reactor (FFR) and Secondary Clarifier No. 1
- Performed hydrostatic testing of pipeline from the Aeration Basins to Secondary Clarifier No. 2 and the east Aeration Basin
- Motor Control Center (MCC) arrived and was placed in the Blower Building

April

- Completed concrete placement for Secondary Clarifier No. 2 and Aeration Basin walls and decks
- Completed hydrostatic testing for Secondary Clarifier No. 2 and Aeration Basin
- Welded framing and installed decking and overhead door at Blower Building
- Continued installation of Secondary Effluent (SE) and Fixed Film Reactor Effluent (FFRE) pipeline
- Began backfilling at the main excavation and drilling epoxy anchors within the Aeration Basins
- Continued electrical work at Blower Building and aeration basin decks
- The generator arrived, and it was discovered that the conduits within the generator pad had been installed in the wrong location. The Contractor is preparing potential solutions.
- Work Change Directive 6 (for total not to exceed \$45,000) was issued, providing authorization for procurement of steel required to complete a Design Change to reroute conduit around along Aeration Basin decks

Anticipated Upcoming Work:

Anticipated upcoming work for the month of May includes the following activities:

- Completion of concrete placement for the stairs, equipment slabs, and walkways
- Installation of the generator and continued conduit and wiring work on facilities
- Continue outfitting of the Blower Building with soffits, HVAC, etc.
- Continue drilling for epoxy anchors and working within pipeline corridor
- Coating work at the Aeration Basins will begin and excavation backfill will be completed

Fiscal Consideration:

The WWTP Redundancy Project budget and financing plan were updated after bids were received in November 2020. The project is being financed through Certificates of Participation and a loan from USDA Rural Development. Project costs are consistent with the budget.

Attachments:

1. Construction Photos February 1, 2022 – April 29, 2022
2. MNS Monthly Report Executive Summaries – February 2022, March 2022, April 2022
3. WWTP Redundancy Project Budget Status – May 22, 2022



SC2 Wall Forms Continue_2022.02.01



Trenching Electrical Duct Bank_2022.02.02



Thursday, February 24, 2022 at 8:00 AM
35° 6' 3" N, 120° 37' 29" W
1600 Aloha Pl
San Luis Obispo County

Aeration Basin Concrete Deck Finish_2022.02.24



Friday, February 25, 2022 at 4:22 PM
35° 6' 5" N, 120° 37' 30" W
1600 Aloha Pl
San Luis Obispo County

CMU Block Complete_2022.02.25



Tuesday, March 1, 2022 at 2:52 PM
35° 6' 5" N, 120° 37' 30" W
1600 Aloha Pl
San Luis Obispo County

SC2 Launder Wall Form Brackets in Progress_2022.03.01



Mar 9, 2022 at 12:42:32 AM
1600 Aloha Pl
Oceano CA 93445
United States

Night Bypass & Pipe Abandonment_2022.03.09



Mar 24, 2022 at 8:24:29 AM
N 35° 6' 4", W 120° 37' 29"
Aloha Pl, San Luis Obispo County

Blower Building Truss Progress_2022.03.20




Mar 30, 2022 at 9:09:20 AM
N 35° 6' 4", W 120° 37' 29"
Aloha Pl, San Luis Obispo County

MCC in Blower Building Electrical Room_2022.03.30



Apr 13, 2022 at 8:56:10 AM
N 35° 6' 4", W 120° 37' 30"
Aloha Pl, San Luis Obispo County

Secondary Clarifier No. 2 Hydrostatic Testing_2022.04.13



Apr 18, 2022 at 3:38:27 PM
N 35° 6' 3", W 120° 37' 29"
Aloha Pl, San Luis Obispo County

Aeration Basin South Deck_2022.04.12



Apr 28, 2022 at 1:14:02 PM
1600 Aloha Pl
Oceano CA 93445
United States

Blower Building with Decking Installed_2022.04.28



Pipeline Corridor Excavation Progress_2022.04.29

Executive Summary

Project-at-a-Glance

Award Price:	\$26,939,042.00	Change Orders:	\$105,655.74
Current Price:	\$27,044,697.74	Change Order Percent:	0.39%
Notice to Proceed:	25 January 2021	Change Orders Time:	-2 day
Contract Time:	900 calendar days	Paid To Date*:	\$12,865,559.90
Current Contract Time:	898 calendar days	Paid This Period:	\$1,369,318.94
Contract Completion:	12 July 2023	Retention To Date:	\$677,134.73
Schedule Completion:	26 July 2023	Percent Complete:	42%
Liquidated Damages**:	\$49,000.00	% of Time Lapsed:	44%
		(399 calendar days)	

* Accounts for progress payments approved prior to 28 February 2022.

** Liquidated Damages are not applied until Project completion.

February: Filanc completed the concrete placements for the Secondary Clarifier No. 2 (SC2) walls, started the deck placements at the Aeration Basins and completed the masonry at the Blower Building. Installation of the underground electrical continued and hydrants were installed on the 8-inch Fire Water line, in addition to the successful shutdown and cut/cap of the existing 24" pipeline to be abandoned at Primary Clarifier No.2 (PC2). Work also continued at the RDT platform.

March: Filanc will continue concrete placements for the Aeration Basin decks as well as begin the SC2 launder wall placements. Filanc will begin work on the roof of the Blower Building and continue rebar and formwork at the Secondary Clarifier 2 and Aeration Basin decks, as well as continue install of various process piping. Electrical underground and begin construction the block Blower Building.

Meetings this Month: Weekly Construction Meetings

Key Project Indicator Grades:

Project Schedule:	A	Safety:	A
Project Cost:	A	Contract Administration:	A

Critical Issues:

Access Hatches: The cast-in-place access hatches at the Aeration Basin Feed pumps had to be re-ordered as those that were procured did not fit within the structure. Opportunities to mitigate impact to the schedule are being evaluated.

Community Workforce Agreement: The Project is in compliance with the Community Workforce Agreement.

Biological: MNS staff conducted CA Red Legged Frog (CRLF) checks in open holes/trenches and standing water each morning and coordinated WEAP training of new on-site personnel.

Settlement Monitoring: Settlement monitoring is being monitored weekly.

Dewatering Monitoring: Project is in compliance with NPDES discharge requirements. There have been zero violations due to project construction activity.

American Iron & Steel: The Project is in compliance with AIS.

Risk Management Log: Key Items at this stage of the Project include monitoring change orders, dewatering volumes, unintended consequences of construction, unknown underground utilities, and introduction of the new treatment process to existing plant.

Executive Summary

Project-at-a-Glance

Award Price:	\$26,939,042.00	Change Orders:	\$105,655.74
Current Price:	\$27,044,697.74	Change Order Percent:	0.39%
Notice to Proceed:	25 January 2021	Change Orders Time:	-2 day
Contract Time:	900 calendar days	Paid To Date*:	\$14,607,502.88
Current Contract Time:	898 calendar days	Paid This Period:	\$1,741,942.99
Contract Completion:	12 July 2023	Retention To Date:	\$768,815.94
Schedule Completion:	2 August 2023	Percent Complete:	50%
Liquidated Damages**:	\$73,500.00	% of Time Lapsed:	48%
		(430 calendar days)	

* Accounts for progress payments approved prior to 31 March 2022.

** Liquidated Damages are not applied until Project completion.

March: Filanc continued concrete placements at the Aeration Basin decks and Secondary Clarifier No.2 (SC2) launder trough. Installation of the underground and piping and electrical at the Blower Building continued. The Blower Building roof trusses were installed in addition to some of the Blower Building process piping. Filanc also conducted the first bypass successfully allowing for abandonment of an existing 24-inch pipeline in the pipe corridor and started hydrostatic testing of the Aeration Basin.

April: Filanc will complete concrete placements for the Aeration Basin decks and SC2 launder trough. Filanc will complete installation of the decking and overhead door at the Blower Building, continue rebar and formwork at the flood walls, and work on demolition/installation within the pipeline corridor. Electrical rough-ins will continue within the Blower Building.

Meetings this Month: Weekly Construction Meetings, WWTP Bypass Go/No Go Meeting, Yeh & Associates Meeting

Key Project Indicator Grades:

Project Schedule:	A	Safety:	A
Project Cost:	A	Contract Administration:	A

Critical Issues:

Access Hatches: The cast-in-place access hatches at the Aeration Basin Feed pumps had to be re-ordered as those that were procured did not fit within the structure. An intent to claim has been submitted by Filanc. See Section 5.1.

Community Workforce Agreement: The Project is in compliance with the Community Workforce Agreement.

Biological: MNS staff conducted CA Red Legged Frog (CRLF) checks in open holes/trenches and standing water each morning and coordinated WEAP training of new on-site personnel. Rincon performed the CRLF check on March 28, 2022 and investigated a bone found within the excavation on March 29, 2022. No issues

Settlement Monitoring: Settlement monitoring is being monitored. No major issues have been identified.

Dewatering Monitoring: Project is in compliance with NPDES discharge requirements. There have been zero violations due to project construction activity.

American Iron & Steel: The Project is in compliance with AIS.

Risk Management Log: Key Items at this stage of the Project include monitoring change orders, dewatering volumes, unintended consequences of construction, unknown underground utilities, and introduction of the new treatment process to existing plant.

Executive Summary

Project-at-a-Glance

Award Price:	\$26,939,042.00	Change Orders:	\$105,655.74
Current Price:	\$27,044,697.74	Change Order Percent:	0.39%
Notice to Proceed:	25 January 2021	Change Orders Time:	-2 day
Contract Time:	900 calendar days	Paid To Date*:	\$15,344,431.58
Current Contract Time:	898 calendar days	Paid This Period:	\$1,070,853.70
Contract Completion:	12 July 2023	Retention To Date:	\$807,601.66
Schedule Completion:	25 July 2023	Percent Complete:	55%
Liquidated Damages**:	\$45,500.00	% of Time Lapsed: (460 calendar days)	51%

* Accounts for progress payments approved prior to 5 May 2022.

** Liquidated Damages are not applied until Project completion.

April: Filanc completed the structural concrete placements for the Secondary Clarifier No. 2 (SC2) and Aeration Basin decks during the month of April. Installation of wiring inside the Blower Building continued, the electricians attempted unsuccessfully to set the generator, and Filanc ramped up mechanical installations, installing epoxy anchors for the handrails, pipe supports and sluice gates. Filanc's crew continued pipeline installations within the pipe corridor and began backfilling the main excavation.

May: Filanc will continue concrete placements for the Aeration Basin and SC2 stairs and sidewalks. Outfitting of the Blower Building will continue with work on the soffits and electrical installations. Filanc will continue pipeline installations within the pipeline corridor, backfill of the main excavation, and installation of the handrail at the Aeration Basin. Coating work will also commence at the Aeration Basin.

Meetings this Month: Weekly Construction Meetings

Key Project Indicator Grades:

Project Schedule:	A	Safety:	A
Project Cost:	A	Contract Administration:	A

Critical Issues:

Community Workforce Agreement: The Project is in compliance with the Community Workforce Agreement.

Biological: MNS staff conducted CA Red Legged Frog (CRLF) checks in open holes/trenches and standing water each morning and coordinated WEAP training of new on-site personnel.

Settlement Monitoring: Settlement monitoring is being monitored weekly.

Dewatering Monitoring: Project is in compliance with NPDES discharge requirements. There have been zero violations due to project construction activity.

American Iron & Steel: The Project is in compliance with AIS.


Risk Management Log: Key Items at this stage of the Project include monitoring change orders, dewatering volumes, unintended consequences of construction, unknown underground utilities, and introduction of the new treatment process to existing plant.

SSLOCSO WWTP Redundancy Project Budget Status

Updated 23-May-22

Description	Original Budget	Notes	Revised Budget	Notes	Earned Previously	Notes	Feb-22	Mar-22	Apr-22	This Period (Feb-22 - Apr-22)	Total Spent to Date	Balance to Finish
Construction Costs												
<i>General Contractor</i>												
Construction (Bid Price)	\$ 26,939,042		\$ 26,939,042.00									
CCO#1 - Relocate existing water line	\$ -		\$ 16,037.86									
CCO#2 - Blind flange & air relief	\$ -		\$ 8,867.49									
CCO#3 - Deduct for utilities	\$ -		\$ (21,751.81)									
CCO#4 - Fire Water Invert, I/O Modules, Duckbank obstruction	\$ -		\$ 74,744.73									
CCO#5 - Waterline reroute @ Generator wall, HDPE concrete penetration	\$ -		\$ 13,893.92									
CCO#6 - PE Pump Starters, WAS potholing, unknown slab	\$ -		\$ 13,863.55									
Change Order Total	\$ -		\$ 105,655.74									
Updated Construction Contract	\$ 26,939,042		\$ 27,044,697.74		\$ 12,101,306.28	7	\$ 1,441,388.35	\$ 1,482,124.19	\$ 1,127,214.42	\$ 4,050,726.96	\$ 16,152,033.24	\$ 10,892,664.50
<i>Other Construction Costs</i>												
PG&E Service Cost	\$ -		\$ 161,866	4	\$ 161,865.62		\$ -	\$ -	\$ -	\$ -	\$ 161,865.62	\$ -
OCSD water fees	\$ -		\$ 700		\$ 700.00		\$ -	\$ -	\$ -	\$ -	\$ 700.00	\$ -
Construction Contingency	\$ 3,353,911	1	\$ 3,085,689	4	\$ -		\$ -	\$ -	\$ -	\$ -	\$ -	\$ 3,085,689
Subtotal Construction + Construction Contingency	\$ 30,292,953		\$ 30,292,953		\$ 12,263,871.90		\$ 1,441,388.35	\$ 1,482,124.19	\$ 1,127,214.42	\$ 4,050,726.96	\$ 16,314,598.86	\$ 13,978,353.87
Professional Services Costs												
Engineering Design + Bid Support + Engr Service During Construction (KJ)	\$ 2,781,737		\$ 2,918,067		\$ 2,530,146.38		\$ 29,401.30	\$ 23,362.20	\$ 25,545.05	\$ 78,308.55	\$ 2,608,454.93	\$ 309,612
Engineering Design + Bid Phase Support	\$ 1,931,613		\$ 1,931,613									
Engineering Services During Construction	\$ 850,124		\$ 850,124									
Amendment 4 Engineering Services during Construction	\$ -		\$ 136,330	3								
Operations Services - Startup, Training, O&M	\$ 300,000		\$ 299,672	10	\$ -		\$ -	\$ -	\$ -	\$ -	\$ -	\$ 299,672
Construction Management (MNS)	\$ 2,616,120		\$ 2,616,120		\$ 1,022,114.68		\$ 78,688.07	\$ 62,590.32	\$ 110,682.97	\$ 251,961.36	\$ 1,274,076.04	\$ 1,342,044
Legal/Admin Costs (Estimated)	\$ 669,921		\$ 705,758	3	\$ 307,132.38		\$ 6,678.53	\$ 8,621.24	\$ 5,738.39	\$ 21,038.16	\$ 328,171	\$ 377,588
Legal (Estimated)	\$ 50,000		\$ 50,000		\$ -		\$ -	\$ -	\$ -	\$ -	\$ -	\$ 50,000
Admin (MKN)	\$ 500,093		\$ 535,930	3	\$ 256,888.34		\$ 6,678.53	\$ 7,003.76	\$ 5,738.39	\$ 19,420.68	\$ 276,309.02	\$ 259,620.98
Community Workforce Administration (Pacific Resources)	\$ 79,828		\$ 79,828		\$ 10,244.04		\$ -	\$ 1,617.48	\$ -	\$ 1,617.48	\$ 11,861.52	\$ 67,967
Development of Community Workforce Agreement	\$ 40,000		\$ 40,000		\$ 40,000.00		\$ -	\$ -	\$ -	\$ -	\$ 40,000.00	\$ -
Prequalification of Contractors	\$ 22,000		\$ 21,506	9	\$ 21,506.39		\$ -	\$ -	\$ -	\$ -	\$ 21,506.39	\$ -
County Permits, Inspections, and Related Fees (Estimated)	\$ 314,878		\$ 314,878		\$ 263,716.46		\$ 1,258.75	\$ 632.50	\$ 2,608.17	\$ 4,499.42	\$ 268,216	\$ 46,662
CEQA	\$ 191,504		\$ 191,504		\$ 191,504.00		\$ -	\$ -	\$ -	\$ -	\$ 191,504.00	\$ -
NEPA documentation for USDA application	\$ 29,815		\$ 30,849		\$ 30,849.35		\$ -	\$ -	\$ -	\$ -	\$ 30,849.35	\$ -
Permits, inspections, other fees (estimated)	\$ 7,800		\$ 6,766		\$ -		\$ -	\$ -	\$ -	\$ -	\$ -	\$ 6,766
Biological Monitoring (Rincon)	\$ 85,759		\$ 85,759		\$ 41,363.11		\$ 1,258.75	\$ 632.50	\$ 2,608.17	\$ 4,499.42	\$ 45,862.53	\$ 39,896
Construction photography	\$ -		\$ 3,600	6	\$ 1,100.00		\$ 275.00	\$ -	\$ -	\$ 275.00	\$ 1,375.00	\$ 2,225
Subtotal of Soft Project Costs	\$ 6,704,656		\$ 6,879,602		\$ 4,145,716		\$ 116,302	\$ 95,206	\$ 144,575	\$ 356,082	\$ 4,501,799	\$ 2,377,803
Professional services contingency	\$ 397,000	2	\$ 226,446	3	\$ -		\$ -	\$ -	\$ -	\$ -	\$ -	\$ 226,446
Total (Budgets rounded up to the nearest \$10,000)	\$ 37,400,000		\$ 37,400,000		\$ 16,409,588		\$ 1,557,690	\$ 1,577,330	\$ 1,271,789	\$ 4,406,809	\$ 20,816,398	\$ 16,582,602

- Notes:
1. Construction contingency is recommended at 12.45% based on 15% for estimated higher risk items and 10% for estimated lower risk items.
 2. Professional services contingency is recommended at 10% for future non-construction expenditures based on uncertainty in construction schedule and level of effort for professional services, including engineering, construction management, biological monitoring, and administrative services.
 3. Estimated total cost for Administrative Services has increased based on project duration, and cost for Engineering Services During Construction was increased at the Nov 3, 2021 Board meeting (KJ contract amendment 4). The professional services contingency was reduced accordingly.
 4. PG&E Service costs were realized in February 2021. The construction contingency was reduced accordingly.
 5. Correction to Construction Management (MNS) invoice (August 21, 2021): The March 2021 invoice was incorrectly reported in the June 2021 Budget Update as \$42,207.20 and has been updated to \$45,207.20 to match the actual invoice amount.
 6. A budget for professional construction photography (anticipated to be quarterly or semi-annual drone flights) was added in Summer 2021.
 7. Construction costs include the 5% contract retainage.
 8. Correction to Construction Management (MNS) invoices (September 20, 2021): The January 2021 invoices was incorrectly reported twice, once with February invoices and also with earned previously amount. The Earned Previously Amount has been reduced by \$56,472.46 to account for the previous duplication in reporting.
 9. The Contractor Prequalification was completed for less than budgeted. The budget was reduced accordingly and the \$494 remainder was added to the Professional Services Contingency budget.
 10. The District Board authorized execution of a contract with Perc Water for Operations Consulting Services in the amount of \$299,672 on 5/18/2022. The budget for Operations Services was updated accordingly.



SOUTH SAN LUIS OBISPO COUNTY SANITATION DISTRICT

Post Office Box 339, Oceano, California 93475-0339
1600 Aloha, Oceano, California 93445-9735
Telephone (805) 489-6666 FAX (805) 489-2765
www.sslocsd.org

STAFF REPORT

Date: June 1, 2022

To: Board of Directors

From: Jeremy Ghent, District Administrator

Subject: **ADOPTION OF RESOLUTION NO. 2022-442 FOR COLLECTING FISCAL YEAR 2022-23 DISTRICT ANNUAL WASTEWATER TREATMENT CHARGES FROM THE COMMUNITY OF OCEANO THROUGH THE COUNTY PROPERTY TAX ROLL**

RECOMMENDATION:

1. That the Board approve Resolution No. 2022-442 authorizing the transmittal of the report to the County to collect District wastewater treatment charges from the OCSD service area for Fiscal Year 2022-23 on the County Property Tax Roll.

BACKGROUND AND DISCUSSION:

At the June 1, 2016 meeting, the Board adopted Resolution No. 2016-347 directing staff to work with the County to collect current and delinquent wastewater treatment charges from the community of Oceano via the annual property tax bills versus direct billing by the District. The District now receives its wastewater treatment charges from Oceano via collections made by the County on the property tax rolls.

In preparation for this item, NBS (District's billing consultant), prepared the required report (Attachment 1) that identifies each parcel of real property by address and Assessor's Parcel Number (APN) and associated charges for wastewater treatment and facilities for said parcel for Fiscal Year 2022-23. The charges conform to the rate structure established by Ordinance No. 2016-01 adopted by the Board on March 2, 2016.

A copy of the Report is available at the District office and District website for public inspection.

Attachment 1: SSLOCSD Wastewater Treatment Service Charges Fiscal Year 2022-23 Annual Report and Wastewater Treatment Service Charges Fiscal Year 2022-23 Levy Roll

RESOLUTION NO. 2022-442
A RESOLUTION OF THE BOARD OF SOUTH SAN LUIS OBISPO COUNTY SANITATION
DISTRICT APPROVING THE REPORT OF WASTEWATER SERVICES AND FACILITIES
CHARGES AND DIRECTING THE FILING OF CHARGES FROM THE COMMUNITY OF OCEANO
FOR COLLECTION BY THE COUNTY TAX COLLECTOR PURSUANT TO HEALTH & SAFETY
CODE §§5470 ET SEQ.

WHEREAS, on November 29, 2006, pursuant to Health & Safety Code §5471, the District adopted Ordinance No. 2006-01, setting charges for wastewater services and facilities; and

WHEREAS, on March 2, 2016 and also pursuant to Health & Safety Code §5471, the District adopted Ordinance No. 2016-001, increasing charges for wastewater services and facilities for a period of five years; and

WHEREAS, Health & Safety Code §5473 authorizes the District, by resolution adopted by at least 2/3 of its members, to provide for collection of wastewater services and facilities charges annually on the property tax roll; and

WHEREAS, on May 4, 2016, the District Board directed staff to proceed with collecting charges on the property tax roll for the community of Oceano, pursuant to Health & Safety Code §5473.4; and

WHEREAS, the District has caused to be prepared a written report (the "Report") containing a description of each parcel of real property subject to the wastewater services and facilities charge and the amount of that charge for each such parcel for Fiscal Year 2022/23, computed in conformity with Ordinance No. 2016-001, which report is filed with the District at its District office, available for public inspection, and incorporated herein by reference; and

WHEREAS, the District Board desires to approve the Report and to submit the wastewater services and facilities charges described therein to the San Luis Obispo County Tax Collector for collection on the Fiscal Year 2022/23 tax roll.

NOW, THEREFORE, BE IT RESOLVED by the Board of Directors of South San Luis Obispo County Sanitation District:

1. The Board hereby overrules all protests and objections to the Report on the wastewater services and facilities charges and confirms and approves the Report and each wastewater services and facilities charge as submitted; and
2. District Staff is instructed and authorized to transmit the Report to the San Luis Obispo County Tax Collector and to file the necessary documents with the Tax Collector that the wastewater services and facilities charges set forth in the Report will be included on the San Luis Obispo

County Tax Roll for Fiscal Year 2022/23.

PASSED AND ADOPTED at a regular meeting of the South San Luis Obispo County Sanitation District held June 1, 2022.

BOARD CHAIR

ATTEST:

APPROVED AS TO FORM:

BY: _____
DISTRICT COUNSEL

CONTENTS:

BY: _____
DISTRICT ADMINISTRATOR

SOUTH SAN LUIS OBISPO COUNTY SANITATION DISTRICT

Fiscal Year 2022/23 Annual Report For:

Wastewater Treatment Service Charge

May 2022

Prepared by:



Corporate Headquarters
32605 Temecula Parkway, Suite 100
Temecula, CA 92592
Toll free: 800.676.7516

**SOUTH SAN LUIS OBISPO COUNTY
SANITATION DISTRICT
1600 Aloha Place
Oceano, CA 93445
Phone - (805) 489-6666**

DISTRICT BOARD

Jeff Lee, Chair

Karen White, Vice Chair

Caren Ray Russom, Director

NBS

Tim Seufert, Client Services Director

Adina McCargo, Associate Director

TABLE OF CONTENTS

- 1. Introduction 1
- 2. Wastewater Treatment Rates 2
- 3. Wastewater Treatment Service Charge Listing 3
- 4. Resolution For Fiscal Year 2022/23..... 4

1. INTRODUCTION

The South San Luis Obispo County Sanitation District (the “District”) is a special district that provides wastewater treatment services to the communities of Arroyo Grande, Grover Beach, and Oceano. The District is located in southwestern San Luis Obispo County, California, approximately 15 miles south of the City of San Luis Obispo. The District serves a population of roughly 38,000 as well as commercial, industrial, and institutional accounts within its service area.

The District was formed in 1963 and is governed by a three-member Board of Directors (the “Board”) who are appointed by the governing bodies of its three member agencies: the Cities of Arroyo Grande and Grover Beach, and the Oceano Community Services District. Following the completion of a Wastewater Financial Plan & Rate Study dated February 17, 2016 and a noticed public hearing in compliance with the requirements of the California Constitution Article 13D (Proposition 218), the Board adopted new rates to meet the District’s funding needs.

The Board desires to place the wastewater treatment charges for the service area within the Oceano Community Services District on the San Luis Obispo County tax rolls with the levy for the 2022/23 fiscal year. The Cities of Arroyo Grande and Grover Beach will continue to bill on behalf of the District at this time.

The Wastewater Treatment Service Charge is levied pursuant to the California Health and Safety Code, Sections 5471 et seq. Payment of the Wastewater Treatment Service Charge for each parcel will be made in the same manner and at the same time as payments are made for property taxes. This report contains the necessary data required to establish the Wastewater Treatment Service Charge and is submitted to the Board Secretary for filing in the office of the Board Secretary where it shall remain open for public inspection.

2. WASTEWATER TREATMENT RATES

To provide the revenue to keep up with the increase in projected revenue needs, the District adopted a wastewater treatment rate increase for the five years, effective from July 1, 2016 through July 1, 2019. Rates effective July 1, 2019 are applied to parcels for Fiscal Year 2022/23. Residential users will continue to pay a flat monthly charge per dwelling unit, and nonresidential users will pay a fixed monthly charge that varies by specific factors, listed below. The following table shows the adopted rates:

Land Use Classification	Monthly Service Charge Effective On or After:			
	July 1, 2016	July 1, 2017	July 1, 2018	July 1, 2019
Residences & Apartments	\$19.60	\$21.56	\$23.52	\$25.48
Hotel Units with Kitchens	17.14	18.85	20.56	22.27
Hotel Units without Kitchens	11.02	12.12	13.22	14.32
Hotel Room	11.02	12.12	13.22	14.32
Commercial Establishments	8.81	9.69	10.57	11.45
Each additional employee above 5	1.77	1.95	2.13	2.31
Beauty Shops	17.63	19.39	21.15	22.91
Each additional operator above 5	2.66	2.93	3.20	3.47
Eating Establishments w/o Grinders	27.43	30.17	32.91	35.65
Each additional 5 seats above 30	4.12	4.53	4.94	5.35
Restaurants (w/ Grinders) <30 seats	44.09	48.50	52.91	57.32
Restaurants (w/ Grinders) over 30 seats	61.72	67.89	74.06	80.23
Laundromats – per washing machine	12.63	13.89	15.15	16.41
Minimum Charge	37.91	41.70	45.49	49.28
Service Stations – no wash/ rack	51.92	57.11	62.30	67.49
Service Stations – with wash/ rack	74.47	81.92	89.37	96.82
Factories	29.39	32.33	35.27	38.21
Each additional employee above 20	1.47	1.62	1.77	1.92
Churches	16.26	17.89	19.52	21.15
Per ADA with elementary school	0.49	0.54	0.59	0.64
Per ADA with other school	0.72	0.79	0.86	0.93
Bottling Plants	35.28	38.81	42.34	45.87
Schools (Non-boarding)	9.76	10.74	11.72	12.70
Per ADA with elementary school	0.49	0.54	0.59	0.64
Per ADA with other school	0.72	0.79	0.86	0.93
Schools (Boarding)	9.80	10.78	11.76	12.74
Per ADA with elementary school	0.98	1.08	1.18	1.28
Per ADA with other school	1.38	1.52	1.66	1.80
Trailer/ Mobile Home Space	11.77	12.95	14.13	15.31
RV Dump Stations – Less than 50 svcs	91.12	100.23	109.34	118.45

3. WASTEWATER TREATMENT SERVICE CHARGE LISTING

A list of parcels subject to the Wastewater Treatment Service Charge within the District as shown on the last equalized Property Tax Roll of the Assessor of San Luis Obispo County is on file in the office of the Board Secretary of the District and included on the following pages. The list contains a description of each parcel receiving such services and the amount of the charge for each parcel for the year.

If any parcel submitted for collection is identified by the San Luis Obispo County Auditor/Controller to be an invalid parcel number for the fiscal year, a corrected parcel number and/or new parcel numbers will be identified and resubmitted to the San Luis Obispo County Auditor/Controller. The assessment amount to be levied and collected for the resubmitted parcel or parcels shall be based on the method of apportionment and assessment rate described in this Report as approved by the District Board.

4. RESOLUTION FOR FISCAL YEAR 2022/23

The following page presents the Resolution approving this Annual Report of Wastewater Treatment Service Charges for Fiscal Year 2022/23 and directing the filing of charges for collection by the San Luis Obispo County Tax Collector.

South San Luis Obispo County Sanitation District
Wastewater Treatment Service Charge
Final Billing Detail Report for Fiscal Year 2022/23

Assessor's Parcel Number	Address	Land Use	Units	Levy
061-011-015	311 PIER AVE	A/E	1.0	\$443.16
061-011-016		G	1.0	427.80
061-011-044	345 PIER AVE	P	35.0	6,430.20
061-011-046	307 PIER AVE	E	1.0	137.40
061-011-047	393 PIER AVE	E	1.0	137.40
061-011-048	1163 STRAND WAY	E	1.0	137.40
061-011-049	1111 STRAND WAY	A	3.0	917.28
061-012-003	1298 STRAND WAY	A	2.0	611.52
061-012-005	PIER	E	1.0	137.40
061-012-006	324 PIER AVE	A/E	1.0	443.16
061-012-008	PIER	A	4.0	1,223.04
061-012-013	368 PIER AVE	G	1.0	427.80
061-012-015	374 PIER AVE	A	2.0	611.52
061-012-016	386 PIER AVE	A	1.0	305.76
061-012-018	388 PIER AVE	A	1.0	305.76
061-012-020	1270 LAKESIDE AVE	A	1.0	305.76
061-012-021	307 MCCARTHY AVE	A	1.0	305.76
061-012-025	369 MCCARTHY AVE	A	1.0	305.76
061-012-026	377 MCCARTHY AVE	A	2.0	611.52
061-012-030	365 MCCARTHY AVE	A	1.0	305.76
061-012-033	MCCARTHY	A	1.0	305.76
061-012-036	360 PIER AVE	A	9.0	2,751.84
061-012-038	306 PIER AVE	E	1.0	137.40
061-012-041	1280 LAKESIDE AVE	A	1.0	305.76
061-012-043	385 MCCARTHY AVE	A	4.0	1,223.04
061-012-044	343 MCCARTHY AVE	A	1.0	305.76
061-012-045	335 MCCARTHY AVE	A	1.0	305.76
061-012-046	327 MCCARTHY AVE	A	1.0	305.76
061-012-047	328 PIER AVE	A/E	1.0	443.16
061-012-048	332 PIER AVE	A/E	1.0	443.16
061-012-049	355 MCCARTHY AVE	A	1.0	305.76
061-012-050	339 MCCARTHY AVE	A	1.0	305.76
061-012-051	331 MCCARTHY AVE	A	1.0	305.76
061-012-052	323 MCCARTHY AVE	A	1.0	305.76
061-012-057	357 MCCARTHY AVE	A	1.0	305.76
061-012-058	353 MCCARTHY AVE	A	1.0	305.76
061-012-060	1258 STRAND WAY	A	1.0	305.76
061-012-061	1256 STRAND WAY	A	1.0	305.76
061-012-062	1256 STRAND WAY	A	1.0	305.76
061-012-063	1252 STRAND WAY	A	1.0	305.76
061-012-064	1256 STRAND WAY	A	1.0	305.76

Slight variances may occur due to rounding

South San Luis Obispo County Sanitation District
Wastewater Treatment Service Charge
Final Billing Detail Report for Fiscal Year 2022/23

Assessor's Parcel Number	Address	Land Use	Units	Levy
061-021-004	1398 STRAND WAY	A	1.0	305.76
061-021-005	316 MCCARTHY AVE	A	1.0	305.76
061-021-006	318 MCCARTHY AVE	A	1.0	305.76
061-021-009	338 MCCARTHY AVE	A	1.0	305.76
061-021-010	344 MCCARTHY AVE	A	1.0	305.76
061-021-014	362 MCCARTHY AVE	A	1.0	305.76
061-021-023	333 JUANITA AVE	A	2.0	611.52
061-021-026	357 JUANITA AVE	A	1.0	305.76
061-021-031	381 JUANITA AVE	A	1.0	305.76
061-021-034	1340 LAKESIDE AVE	A	1.0	305.76
061-021-035	1316 STRAND WAY	A	1.0	305.76
061-021-037	330 MCCARTHY AVE	A	1.0	305.76
061-021-038	332 MCCARTHY AVE	A	1.0	305.76
061-021-043	329 JUANITA AVE	A	1.0	305.76
061-021-045	1330 LAKESIDE AVE	A	1.0	305.76
061-021-046	384 MCCARTHY AVE	A	1.0	305.76
061-021-047	373 JUANITA AVE	A	1.0	305.76
061-021-051	311 JUANITA AVE	A	1.0	305.76
061-021-058	361 JUANITA AVE	A	1.0	305.76
061-021-060	1378 STRAND WAY	A	1.0	305.76
061-021-061	328 MCCARTHY AVE	A	1.0	305.76
061-021-062	324 MCCARTHY AVE	A	1.0	305.76
061-021-064	380 MCCARTHY AVE	A	3.0	917.28
061-021-067	376 MCCARTHY AVE	A	1.0	305.76
061-021-070	385 JUANITA AVE	A	1.0	305.76
061-021-071	360 MCCARTHY AVE	A	1.0	305.76
061-021-072	358 MCCARTHY AVE	A	1.0	305.76
061-021-073	350 MCCARTHY AVE	A	1.0	305.76
061-021-075	354 MCCARTHY AVE	A	1.0	305.76
061-021-076	349 JUANITA AVE	A	1.0	305.76
061-021-077	341 JUANITA AVE	A	1.0	305.76
061-021-078	345 JUANITA AVE	A	1.0	305.76
061-021-079	325 JUANITA AVE	A	1.0	305.76
061-021-080	321 JUANITA AVE	A	1.0	305.76
061-021-081	1358 STRAND WAY	A	1.0	305.76
061-021-082	1362 STRAND WAY	A	1.0	305.76
061-021-083	1368 STRAND WAY	A	1.0	305.76
061-022-003	300 JUANITA AVE	A	1.0	305.76
061-022-006	332 JUANITA AVE	A	1.0	305.76
061-022-007	336 JUANITA AVE	A	1.0	305.76
061-022-008	340 JUANITA AVE	A	1.0	305.76

Slight variances may occur due to rounding

South San Luis Obispo County Sanitation District
Wastewater Treatment Service Charge
Final Billing Detail Report for Fiscal Year 2022/23

Assessor's Parcel Number	Address	Land Use	Units	Levy
061-022-010	352 JUANITA AVE	A	1.0	305.76
061-022-042	1402 STRAND WAY	A	1.0	305.76
061-022-043	1432 STRAND WAY	A	1.0	305.76
061-022-044	1448 STRAND WAY	A	1.0	305.76
061-022-045	1460 STRAND WAY	A	1.0	305.76
061-022-047	324 JUANITA AVE	A	1.0	305.76
061-022-048	328 JUANITA AVE	A	1.0	305.76
061-022-049	1472 STRAND WAY	A	2.0	611.52
061-022-050	1492 STRAND WAY	A	1.0	305.76
061-022-051	320 JUANITA AVE	A	1.0	305.76
061-022-052	310 JUANITA AVE	A	1.0	305.76
061-022-053	311 SANDPIPER LN	A	1.0	305.76
061-022-054	1475 STRAND WAY	A	1.0	305.76
061-022-056	344 JUANITA AVE	A	1.0	305.76
061-022-057	344 JUANITA AVE	A	1.0	305.76
061-032-016	1331 LAKESIDE AVE	P	10.0	1,837.20
061-032-035	410 AIR PARK DR	P	17.0	3,123.24
061-032-036	410 AIR PARK DR	G +15	1.0	1,390.80
061-033-001	444 PIER AVE	A	1.0	305.76
061-033-002	444 PIER AVE	A	1.0	305.76
061-033-003	444 PIER AVE	A	1.0	305.76
061-033-004	444 PIER AVE	A	1.0	305.76
061-033-005	444 PIER AVE	A	1.0	305.76
061-033-006	444 PIER AVE	A	1.0	305.76
061-033-007	444 PIER AVE	A	1.0	305.76
061-033-008	444 PIER AVE	A	1.0	305.76
061-033-009	444 PIER AVE	A	1.0	305.76
061-033-010	444 PIER AVE	A	1.0	305.76
061-033-011	444 PIER AVE	A	1.0	305.76
061-033-012	444 PIER AVE	A	1.0	305.76
061-033-013	444 PIER AVE	A	1.0	305.76
061-033-014	444 PIER AVE	A	1.0	305.76
061-033-015	444 PIER AVE	A	1.0	305.76
061-033-016	444 PIER AVE	A	1.0	305.76
061-033-017	444 PIER AVE	A	1.0	305.76
061-033-018	444 PIER AVE	A	1.0	305.76
061-033-019	444 PIER AVE	A	1.0	305.76
061-033-020	444 PIER AVE	A	1.0	305.76
061-033-021	444 PIER AVE	A	1.0	305.76
061-033-022	444 PIER AVE	A	1.0	305.76
061-033-023	444 PIER AVE	A	1.0	305.76

Slight variances may occur due to rounding

South San Luis Obispo County Sanitation District
Wastewater Treatment Service Charge
Final Billing Detail Report for Fiscal Year 2022/23

Assessor's Parcel Number	Address	Land Use	Units	Levy
061-033-024	444 PIER AVE	A	1.0	305.76
061-033-025	444 PIER AVE	A	1.0	305.76
061-033-026	444 PIER AVE	A	1.0	305.76
061-033-027	444 PIER AVE	A	1.0	305.76
061-033-028	444 PIER AVE	A	1.0	305.76
061-033-029	444 PIER AVE	A	1.0	305.76
061-033-030	444 PIER AVE	A	1.0	305.76
061-033-031	444 PIER AVE	A	1.0	305.76
061-033-032	444 PIER AVE	A	1.0	305.76
061-033-033	444 PIER AVE	A	1.0	305.76
061-033-034	444 PIER AVE	A	1.0	305.76
061-033-035	444 PIER AVE	A	1.0	305.76
061-033-036	444 PIER AVE	A	1.0	305.76
061-033-037	444 PIER AVE	A	1.0	305.76
061-033-038	444 PIER AVE	A	1.0	305.76
061-033-039	444 PIER AVE	A	1.0	305.76
061-033-040	444 PIER AVE	A	1.0	305.76
061-033-041	444 PIER AVE	A	1.0	305.76
061-033-042	444 PIER AVE	A	1.0	305.76
061-033-043	444 PIER AVE	A	1.0	305.76
061-033-044	444 PIER AVE	A	1.0	305.76
061-033-045	444 PIER AVE	A	1.0	305.76
061-033-046	444 PIER AVE	A	1.0	305.76
061-033-049	444 PIER AVE	A	1.0	305.76
061-033-050	444 PIER AVE	A	1.0	305.76
061-033-051	444 PIER AVE	A	1.0	305.76
061-033-052	444 PIER AVE	A	1.0	305.76
061-033-053	444 PIER AVE	A	1.0	305.76
061-033-054	444 PIER AVE	A	1.0	305.76
061-033-055	444 PIER AVE	A	1.0	305.76
061-033-058	444 PIER AVE	A	1.0	305.76
061-033-059	444 PIER AVE	A	1.0	305.76
061-041-001	632 MENDEL DR	A	1.0	305.76
061-041-002	641 AIR PARK DR	A	1.0	305.76
061-041-007	649 AIR PARK DR	A	1.0	305.76
061-041-009	665 AIR PARK DR	A	1.0	305.76
061-041-010	677 AIR PARK DR	A	1.0	305.76
061-041-013	660 MENDEL DR	A	1.0	305.76
061-041-014	652 MENDEL DR	A	1.0	305.76
061-041-015	656 MENDEL DR	A	1.0	305.76
061-041-016	683 AIR PARK DR	A	1.0	305.76

Slight variances may occur due to rounding

South San Luis Obispo County Sanitation District
Wastewater Treatment Service Charge
Final Billing Detail Report for Fiscal Year 2022/23

Assessor's Parcel Number	Address	Land Use	Units	Levy
061-041-017	670 MENDEL DR	A	1.0	305.76
061-041-018	669 AIR PARK DR	A	1.0	305.76
061-041-019	629 AIR PARK DR	A	1.0	305.76
061-041-020	608 MENDEL DR	A	1.0	305.76
061-041-021	633 AIR PARK DR	A	3.0	917.28
061-041-023	650 MENDEL DR	A	1.0	305.76
061-041-024	640 MENDEL DR	A	1.0	305.76
061-042-001	628 AIR PARK DR	A	1.0	305.76
061-042-003	630 AIR PARK DR	A	1.0	305.76
061-042-004	636 AIR PARK DR	A	1.0	305.76
061-042-005	644 AIR PARK DR	A	1.0	305.76
061-042-007	620 AIR PARK DR	A	1.0	305.76
061-042-008	624 AIR PARK DR	A	1.0	305.76
061-042-009	626 AIR PARK DR	A	1.0	305.76
061-042-012	1434 PALACE AVE	A	1.0	305.76
061-042-022	608 AIR PARK DR	A	1.0	305.76
061-042-023	618 AIR PARK DR	A	1.0	305.76
061-042-024	616 AIR PARK DR	A	1.0	305.76
061-042-025	614 AIR PARK DR	A	1.0	305.76
061-042-026	612 AIR PARK DR	A	1.0	305.76
061-042-027	610 AIR PARK DR	A	1.0	305.76
061-044-006	686 AIR PARK DR	A	1.0	305.76
061-044-011	1460 RAILROAD ST	A	1.0	305.76
061-044-014	652 AIR PARK DR	A	1.0	305.76
061-044-017	656 AIR PARK DR	A	2.0	611.52
061-044-018	1430 RAILROAD ST	A	1.0	305.76
061-044-019	1430 RAILROAD ST	A	1.0	305.76
061-044-020	1430 RAILROAD ST	A	1.0	305.76
061-044-021	1430 RAILROAD ST	A	1.0	305.76
061-044-022	1430 RAILROAD ST	A	1.0	305.76
061-044-023	1430 RAILROAD ST	A	1.0	305.76
061-044-026	682 AIR PARK DR	A	1.0	305.76
061-044-027	684 AIR PARK DR	A	1.0	305.76
061-044-029	702 AIR PARK DR	A	1.0	305.76
061-044-030	704 AIR PARK DR	A	1.0	305.76
061-044-031	706 AIR PARK DR	A	1.0	305.76
061-044-032	1410 RAILROAD ST	A	1.0	305.76
061-044-033	1420 RAILROAD ST	A	1.0	305.76
061-046-007	1560 RAILROAD ST	E	1.0	137.40
061-046-008	1584 RAILROAD ST	E	1.0	137.40
061-046-010	1572 RAILROAD ST	A	1.0	305.76

Slight variances may occur due to rounding

South San Luis Obispo County Sanitation District
Wastewater Treatment Service Charge
Final Billing Detail Report for Fiscal Year 2022/23

Assessor's Parcel Number	Address	Land Use	Units	Levy
061-046-022	1506 RAILROAD ST	A	1.0	305.76
061-046-026	1506 RAILROAD ST	E	1.0	137.40
061-046-027	1545 PALACE AVE	A	2.0	611.52
061-046-030	1522 RAILROAD ST	A	1.0	305.76
061-046-033	734 JETTY AVE	A	1.0	305.76
061-046-035	736 JETTY AVE	A	1.0	305.76
061-046-040	631 LAKE ST	A	1.0	305.76
061-046-041	FOUNTAIN	A	1.0	305.76
061-046-042	1587 FOUNTAIN AVE	A	1.0	305.76
061-046-043	1565 FOUNTAIN AVE	A	1.0	305.76
061-046-044	1543 FOUNTAIN AVE	A	1.0	305.76
061-046-045	1539 FOUNTAIN AVE	A	2.0	611.52
061-046-050	FOUNTAIN	A	1.0	305.76
061-046-051	1553 PALACE AVE	A	2.0	611.52
061-046-054	PACIFIC	A	1.0	305.76
061-046-056	1492 RAILROAD ST	A/E	1.0	443.16
061-046-067	1545 RAILROAD ST	A/E	1.0	443.16
061-046-068	1545 RAILROAD ST	A/E	1.0	443.16
061-046-069	1555 RAILROAD ST	A/E	1.0	443.16
061-061-001	1512 STRAND WAY	A	1.0	305.76
061-061-009	333 SURF AVE	A	1.0	305.76
061-061-010	346 SANDPIPER LN	A	1.0	305.76
061-061-011	1558 STRAND WAY	A	1.0	305.76
061-061-014	344 SANDPIPER LN	A	1.0	305.76
061-061-018	1565 STRAND WAY	A	1.0	305.76
061-061-019	1575 STRAND WAY	A	2.0	611.52
061-061-022	332 SANDPIPER LN	A	2.0	611.52
061-061-025	328 SANDPIPER LN	A	1.0	305.76
061-061-026	321 SURF AVE	A	1.0	305.76
061-061-027	325 SURF AVE	A	1.0	305.76
061-061-028	310 SANDPIPER LN	A	1.0	305.76
061-061-029	316 SANDPIPER LN	A	1.0	305.76
061-061-030	320 SANDPIPER LN	A	1.0	305.76
061-061-031	324 SANDPIPER LN	A	1.0	305.76
061-061-032	1590 STRAND WAY	A	1.0	305.76
061-061-033	1560 STRAND WAY	A	1.0	305.76
061-061-039	1538 STRAND WAY	A	1.0	305.76
061-062-001	1612 STRAND WAY	A	1.0	305.76
061-062-002	1652 STRAND WAY	A	1.0	305.76
061-062-004	1655 STRAND WAY	A	2.0	611.52
061-062-009	310 SURF AVE	A	1.0	305.76

Slight variances may occur due to rounding

South San Luis Obispo County Sanitation District
Wastewater Treatment Service Charge
Final Billing Detail Report for Fiscal Year 2022/23

Assessor's Parcel Number	Address	Land Use	Units	Levy
061-062-010	1672 STRAND WAY	A	1.0	305.76
061-062-011	319 YORK AVE	A	1.0	305.76
061-062-012	325 YORK AVE	A	1.0	305.76
061-062-014	1662 STRAND WAY	A	1.0	305.76
061-062-015	1622 STRAND WAY	A	1.0	305.76
061-062-016	1642 STRAND WAY	A	1.0	305.76
061-062-017	1632 STRAND WAY	A	1.0	305.76
061-062-018	329 YORK AVE	A	1.0	305.76
061-062-019	333 YORK AVE	A	2.0	611.52
061-062-021	324 SURF AVE	A	1.0	305.76
061-062-022	328 SURF AVE	A	1.0	305.76
061-062-023	1670 LAGUNA DR	A	1.0	305.76
061-062-027	1660 LAGUNA DR	A	1.0	305.76
061-062-030	1640 LAGUNA DR	A	1.0	305.76
061-062-031	1650 LAGUNA DR	A	1.0	305.76
061-062-032	1620 LAGUNA DR	A	1.0	305.76
061-062-033	1630 LAGUNA DR	A	1.0	305.76
061-062-034	320 SURF AVE	A	1.0	305.76
061-062-035	316 SURF AVE	A	1.0	305.76
061-071-001	1712 STRAND WAY	A	1.0	305.76
061-071-002	1722 STRAND WAY	A	1.0	305.76
061-071-012	1762 STRAND WAY	A	1.0	305.76
061-071-013	1772 STRAND WAY	A	1.0	305.76
061-071-014	1732 STRAND WAY	A	1.0	305.76
061-071-021	324 YORK AVE	A	1.0	305.76
061-071-023	320 YORK AVE	A	1.0	305.76
061-071-025	333 UTAH AVE	A	3.0	917.28
061-071-026	329 UTAH AVE	A	3.0	917.28
061-071-029	325 UTAH AVE	A	1.0	305.76
061-071-030	321 UTAH AVE	A	1.0	305.76
061-071-031	1730 LAGUNA DR	A	1.0	305.76
061-071-034	345 UTAH AVE	A	1.0	305.76
061-071-035	1760 LAGUNA DR	A	1.0	305.76
061-071-036	1720 LAGUNA DR	A	1.0	305.76
061-071-037	1710 LAGUNA DR	A	1.0	305.76
061-071-038	316 YORK AVE	A	1.0	305.76
061-071-039	310 YORK AVE	A	1.0	305.76
061-071-040	311 UTAH AVE	A	1.0	305.76
061-071-041	315 UTAH AVE	A	1.0	305.76
061-071-042	1742 STRAND WAY	A	1.0	305.76
061-071-043	1752 STRAND WAY	A	1.0	305.76

Slight variances may occur due to rounding

South San Luis Obispo County Sanitation District
Wastewater Treatment Service Charge
Final Billing Detail Report for Fiscal Year 2022/23

Assessor's Parcel Number	Address	Land Use	Units	Levy
061-071-044	1740 LAGUNA DR	A	1.0	305.76
061-071-046	328 YORK AVE	A	1.0	305.76
061-071-047	332 YORK AVE	A	1.0	305.76
061-072-003	1872 STRAND WAY	A	1.0	305.76
061-072-007	1855 STRAND WAY	A	1.0	305.76
061-072-016	1812 STRAND WAY	A	1.0	305.76
061-072-019	1862 STRAND WAY	A	1.0	305.76
061-072-020	1850 STRAND WAY	A	1.0	305.76
061-072-027	300 UTAH AVE	A	1.0	305.76
061-072-028	316 UTAH AVE	A	1.0	305.76
061-072-029	310 UTAH AVE	A	1.0	305.76
061-072-030	1832 STRAND WAY	A	1.0	305.76
061-072-032	1851 STRAND WAY	A	1.0	305.76
061-072-034	1847 STRAND WAY	A	1.0	305.76
061-072-035	1839 STRAND WAY	A	1.0	305.76
061-072-037	1843 STRAND WAY	A	1.0	305.76
061-072-042	328 UTAH AVE	A	1.0	305.76
061-072-043	324 UTAH AVE	A	1.0	305.76
061-072-047	1860 LAGUNA DR	A	1.0	305.76
061-072-048	1810 LAGUNA DR	A	1.0	305.76
061-072-050	1848 STRAND WAY	A	1.0	305.76
061-081-015	531 HONOLULU ST	A	1.0	305.76
061-081-019	555 LAKESIDE AVE	A	1.0	305.76
061-081-024	583 HONOLULU AVE	A	1.0	305.76
061-081-030	551 HONOLULU AVE	A	1.0	305.76
061-081-031	543 HONOLULU AVE	A	1.0	305.76
061-081-033	559 HONOLULU AVE	A	1.0	305.76
061-081-035	HONOLULU	A	1.0	305.76
061-081-036	1570 LAKESIDE AVE	A	4.0	1,223.04
061-081-037	1560 LAKESIDE	A	1.0	305.76
061-082-004	548 HONOLULU AVE	A	1.0	305.76
061-082-006	564 HONOLULU AVE	A	1.0	305.76
061-082-007	572 HONOLULU AVE	A	2.0	611.52
061-082-010	547 SECURITY CT	A	3.0	917.28
061-082-014	577 SECURITY CT	A	2.0	611.52
061-082-016	1678 ALOHA PL	A	2.0	611.52
061-082-017	1650 ALOHA PL	A	1.0	305.76
061-082-018	590 HONOLULU AVE	A	1.0	305.76
061-082-019	544 HONOLULU AVE	A	1.0	305.76
061-082-020	550 HONOLULU AVE	A	1.0	305.76
061-082-021	578 HONOLULU AVE	A	1.0	305.76

Slight variances may occur due to rounding

South San Luis Obispo County Sanitation District
Wastewater Treatment Service Charge
Final Billing Detail Report for Fiscal Year 2022/23

Assessor's Parcel Number	Address	Land Use	Units	Levy
061-082-023	571 SECURITY CT	A	1.0	305.76
061-082-024	561 SECURITY CT	A	1.0	305.76
061-083-001	508 SECURITY CT	A	1.0	305.76
061-083-003	1710 MAUI CIR	A	1.0	305.76
061-083-004	1714 MAUI CIR	A	1.0	305.76
061-093-037	494 AIR PARK DR	P	21.0	3,858.12
061-093-044	560 AIR PARK DR	E	2.0	274.80
061-111-017	1001 PACIFIC BLVD	P	180.0	33,069.60
061-112-006	1108 PACIFIC BLVD	A	7.0	2,140.32
061-112-008	1150 PACIFIC BLVD	A	2.0	611.52
061-112-010	1182 PACIFIC BLVD	A	6.0	1,834.56
061-112-011	616 COOLIDGE DR	A	1.0	305.76
061-112-012	1111 NORSWING DR	A	1.0	305.76
061-112-013	1131 NORSWING DR	A	1.0	305.76
061-112-017	1177 NORSWING DR	A	1.0	305.76
061-112-018	1181 NORSWING DR	A	1.0	305.76
061-112-021	1220 PACIFIC BLVD	A	4.0	1,223.04
061-112-022	1203 NORSWING DR	A	1.0	305.76
061-112-023	1211 NORSWING DR	A	1.0	305.76
061-112-024	1221 NORSWING DR	A	1.0	305.76
061-112-026	649 PIER AVE	H2	1.0	962.76
061-112-028	615 PIER AVE	A	1.0	305.76
061-112-031	1158 PACIFIC BLVD	A	1.0	305.76
061-112-032	1162 PACIFIC BLVD	A	1.0	305.76
061-112-033	1168 PACIFIC BLVD	A	1.0	305.76
061-112-036	1212 PACIFIC BLVD	A	1.0	305.76
061-112-037	690 HARDING DR	A	1.0	305.76
061-112-041	1210 PACIFIC BLVD	A	1.0	305.76
061-113-009	1252 PACIFIC BLVD	D	7.0	1,202.88
061-113-012	656 PIER AVE	D	12.0	2,062.08
061-113-013	632 PIER AVE	A	1.0	305.76
061-113-015	649 TRUMAN DR	A	1.0	305.76
061-113-016	610 PIER AVE	A	1.0	305.76
061-113-017	1263 NORSWING DR	A	1.0	305.76
061-113-018	1275 NORSWING DR	A	1.0	305.76
061-113-020	650 TRUMAN DR	A	1.0	305.76
061-113-021	620 TRUMAN DR	A	1.0	305.76
061-113-022	630 TRUMAN DR	A	1.0	305.76
061-113-023	650 PERSHING DR	A	1.0	305.76
061-113-024	631 PERSHING DR	A	1.0	305.76
061-113-025	611 PERSHING DR	A	1.0	305.76

Slight variances may occur due to rounding

South San Luis Obispo County Sanitation District
Wastewater Treatment Service Charge
Final Billing Detail Report for Fiscal Year 2022/23

Assessor's Parcel Number	Address	Land Use	Units	Levy
061-113-026	1281 NORSWING DR	A	1.0	305.76
061-113-027	1289 NORSWING DR	A	1.0	305.76
061-113-028	601 PERSHING DR	A	1.0	305.76
061-113-029	1309 PACIFIC BLVD	E	1.0	137.40
061-113-030	1330 RAILROAD ST	H2	1.0	962.76
061-113-031	650 PERSHING DR	A	1.0	305.76
061-113-032	652 PERSHING DR	A	1.0	305.76
061-113-033	1331 DEWEY RD	A	1.0	305.76
061-113-034	1333 DEWEY RD	A	1.0	305.76
061-113-035	1335 DEWEY RD	A	1.0	305.76
061-113-036	1337 DEWEY RD	A	1.0	305.76
061-113-037	1341 DEWEY RD	A	1.0	305.76
061-113-038	1343 DEWEY RD	A	1.0	305.76
061-113-039	1345 DEWEY RD	A	1.0	305.76
061-113-040	1347 DEWEY RD	A	1.0	305.76
061-113-041	1351 DEWEY RD	A	1.0	305.76
061-113-042	1353 DEWEY RD	A	1.0	305.76
061-113-043	1355 DEWEY RD	A	1.0	305.76
061-113-044	1357 DEWEY RD	A	1.0	305.76
061-113-045	651 MENDEL DR	A	1.0	305.76
061-113-046	653 MENDEL DR	A	1.0	305.76
061-113-047	1262 PACIFIC BLVD	E	1.0	137.40
061-113-048	653 TRUMAN DR	A	1.0	305.76
061-113-049	653 TRUMAN DR	A	1.0	305.76
061-131-004	1730 RAILROAD ST	K+1	1.0	481.56
061-131-009	1586 RAILROAD ST	J2	1.0	1,161.84
061-131-022	1075 FOUNTAIN AVE	K	1.0	458.52
061-131-023	1660 RAILROAD ST	K	1.0	458.52
061-134-001	1820 RAILROAD ST	E +3	1.0	220.56
061-134-008	1820 RAILROAD ST	K+1	1.0	481.56
061-135-003	1731 RAILROAD ST	K+1	1.0	481.56
061-161-008	2325 CREEK RD	A	1.0	305.76
061-161-010	2000 DELTA ST	A	1.0	305.76
061-161-025	1200 SILVER SPUR PL	A	1.0	305.76
061-171-005	1930 RAILROAD ST	K	1.0	458.52
061-261-006	2150 CREEK RD	A	1.0	305.76
061-261-012	1290 SILVER SPUR PL	P	200.0	36,744.00
061-321-001	2025 CREEK RD	K+1	1.0	481.56
061-321-003	1972 SILVER SPUR PL	K+4	1.0	550.68
061-331-003	2112 SILVER SPUR PL	A	1.0	305.76
061-331-009	2351 CASA PL	A	1.0	305.76

Slight variances may occur due to rounding

South San Luis Obispo County Sanitation District
Wastewater Treatment Service Charge
Final Billing Detail Report for Fiscal Year 2022/23

Assessor's Parcel Number	Address	Land Use	Units	Levy
062-012-004	1621 WILMAR AVE	A	1.0	305.76
062-012-012	1648 THE PIKE	A	2.0	611.52
062-012-013	1324 17TH ST	A	1.0	305.76
062-012-015	1300 17TH ST	A	1.0	305.76
062-012-016	1319 16TH ST	A	1.0	305.76
062-012-018	1373 16TH ST	A	2.0	611.52
062-012-019	1378 17TH ST	A	2.0	611.52
062-012-020	1314 17TH ST	A	1.0	305.76
062-012-023	1331 16TH ST	A	1.0	305.76
062-012-024	1334 17TH ST	A	3.0	917.28
062-012-025	1315 16TH ST	A	3.0	917.28
062-012-026	1306 17TH ST	A	1.0	305.76
062-012-027	1310 17TH ST	A	1.0	305.76
062-012-029	1336 17TH ST	A	1.0	305.76
062-012-030	1340 17TH ST	A	1.0	305.76
062-012-032	1362 17TH ST	A	1.0	305.76
062-012-033	1350 17TH ST	A	1.0	305.76
062-012-034	1345 16TH ST	A	1.0	305.76
062-012-037	1355 16TH ST	A	1.0	305.76
062-012-038	1349 16TH ST	A	1.0	305.76
062-013-005	1307 17TH ST	A	1.0	305.76
062-013-007	1380 18TH ST	A	1.0	305.76
062-013-008	1731 WILMAR AVE	A	3.0	917.28
062-013-009	1721 WILMAR AVE	A	1.0	305.76
062-013-011	1381 17TH ST	A	1.0	305.76
062-013-012	1309 17TH ST	A	1.0	305.76
062-013-014	1720 THE PIKE	A	1.0	305.76
062-013-016	1363 17TH ST	A	1.0	305.76
062-013-017	1319 17TH ST	A	1.0	305.76
062-013-018	1331 17TH ST	A	1.0	305.76
062-013-020	1377 17TH ST	A	1.0	305.76
062-013-021	1371 17TH ST	A	1.0	305.76
062-013-022	1353 17TH ST	A	1.0	305.76
062-013-024	1337 17TH ST	A	1.0	305.76
062-013-026	1321 17TH ST	A	1.0	305.76
062-013-027	1327 17TH ST	A	1.0	305.76
062-013-028	1310 18TH ST	A	1.0	305.76
062-013-029	1798 THE PIKE	A	1.0	305.76
062-013-030	1316 18TH ST	A	1.0	305.76
062-013-031	1700 THE PIKE	A	2.0	611.52
062-013-033	1343 17TH ST	A	1.0	305.76

Slight variances may occur due to rounding

South San Luis Obispo County Sanitation District
Wastewater Treatment Service Charge
Final Billing Detail Report for Fiscal Year 2022/23

Assessor's Parcel Number	Address	Land Use	Units	Levy
062-013-034	1372 18TH ST	A	1.0	305.76
062-013-035	1364 18TH ST	A	1.0	305.76
062-013-036	1356 18TH ST	A	1.0	305.76
062-013-037	1348 18TH ST	A	1.0	305.76
062-013-038	1340 18TH ST	A	1.0	305.76
062-013-039	1332 18TH ST	A	1.0	305.76
062-013-040	1324 18TH ST	A	1.0	305.76
062-016-001	1423 16TH ST	A	1.0	305.76
062-016-002	1435 16TH ST	A	1.0	305.76
062-016-003	1447 16TH ST	A	1.0	305.76
062-016-004	1449 16TH ST	A	1.0	305.76
062-016-005	1453 16TH ST	A	1.0	305.76
062-016-006	1455 16TH ST	A	1.0	305.76
062-016-007	1459 16TH ST	A	1.0	305.76
062-016-008	1488 17TH ST	A	1.0	305.76
062-016-009	1472 17TH ST	A	1.0	305.76
062-016-010	1652 WILMAR AVE	A	1.0	305.76
062-016-011	1650 WILMAR AVE	A	1.0	305.76
062-016-012	1654 WILMAR AVE	A	1.0	305.76
062-016-013	1658 WILMAR AVE	A	1.0	305.76
062-016-014	1451 16TH ST	A	1.0	305.76
062-016-015	1457 16TH ST	A	1.0	305.76
062-016-021	1465 16TH ST	A	1.0	305.76
062-016-022	1475 16TH ST	A	1.0	305.76
062-016-023	1494 17TH ST	A	1.0	305.76
062-016-024	1492 17TH ST	A	1.0	305.76
062-016-025	1490 17TH ST	A	1.0	305.76
062-016-026	1498 17TH ST	A	1.0	305.76
062-016-027	1496 17TH ST	A	1.0	305.76
062-016-028	1485 16TH ST	A	1.0	305.76
062-016-029	1495 16TH ST	A	1.0	305.76
062-021-005	22ND	A	1.0	305.76
062-021-006	1388 22ND ST	A	1.0	305.76
062-021-007	1368 22ND ST	A	1.0	305.76
062-021-008	1372 22ND ST	A	1.0	305.76
062-021-009	2193 WILMAR AVE	A	1.0	305.76
062-021-010	1376 22ND ST	A	1.0	305.76
062-021-011	1356 22ND ST	A	1.0	305.76
062-021-012	2199 WILMAR AVE	A	1.0	305.76
062-021-013	2198 PIKE ST	A	1.0	305.76
062-021-014	1352 22ND ST	A	1.0	305.76

Slight variances may occur due to rounding

South San Luis Obispo County Sanitation District
Wastewater Treatment Service Charge
Final Billing Detail Report for Fiscal Year 2022/23

Assessor's Parcel Number	Address	Land Use	Units	Levy
062-021-015	22ND	A	1.0	305.76
062-021-016	1324 22ND ST	A	1.0	305.76
062-021-017		A	1.0	305.76
062-021-018	2192 PIKE ST	A	1.0	305.76
062-021-019	1348 22ND ST	A	1.0	305.76
062-021-020	1312 22ND ST	A	1.0	305.76
062-022-002	1355 22ND ST	A	2.0	611.52
062-022-004	1391 22ND ST	A	1.0	305.76
062-022-007	1310 23RD ST	A	3.0	917.28
062-022-008	1336 23RD ST	A	1.0	305.76
062-022-010	1356 23RD ST	A	1.0	305.76
062-022-013	1361 22ND ST	A	1.0	305.76
062-022-014	2251 WILMAR AVE	A	1.0	305.76
062-022-016	1349 22ND ST	A	1.0	305.76
062-022-020	1387 22ND ST	A	1.0	305.76
062-022-022	2231 WILMAR AVE	A	1.0	305.76
062-022-026	1395 22ND ST	A	1.0	305.76
062-022-027	2223 WILMAR AVE	A	1.0	305.76
062-022-030	1386 23RD ST	A	1.0	305.76
062-022-031	1378 23RD ST	A	1.0	305.76
062-022-037	1390 23RD ST	A	1.0	305.76
062-022-038	1367 22ND ST	A	1.0	305.76
062-022-039	22ND	A	1.0	305.76
062-022-040	2281 WILMAR AVE	A	1.0	305.76
062-022-041	1307 22ND ST	A	1.0	305.76
062-022-042	1309 22ND ST	A	1.0	305.76
062-022-046	1327 22ND ST	A	2.0	611.52
062-022-048	1368 23RD ST	A	1.0	305.76
062-022-049	1372 23RD ST	A	1.0	305.76
062-022-050	1321 22ND ST	A	1.0	305.76
062-022-051	1315 22ND ST	A	1.0	305.76
062-022-052	1358 LAZY LN	A	1.0	305.76
062-022-053	1362 LAZY LN	A	1.0	305.76
062-022-054	1374 LAZY LN	A	1.0	305.76
062-022-055	1354 LAZY LN	A	1.0	305.76
062-022-056	2261 WILMAR AVE	A	2.0	611.52
062-022-057	2271 WILMAR AVE	A	1.0	305.76
062-022-058	1342 23RD ST	A	1.0	305.76
062-022-061	1331 22ND ST	A	1.0	305.76
062-022-062	1346 23RD ST	A	1.0	305.76
062-022-063	1344 23RD ST	A	1.0	305.76

Slight variances may occur due to rounding

South San Luis Obispo County Sanitation District
Wastewater Treatment Service Charge
Final Billing Detail Report for Fiscal Year 2022/23

Assessor's Parcel Number	Address	Land Use	Units	Levy
062-023-010	1395 23RD ST	A	1.0	305.76
062-023-011	1385 23RD ST	A	1.0	305.76
062-023-016	2324 THE PIKE	A	1.0	305.76
062-023-018	1303 23RD ST	A	1.0	305.76
062-023-019	2322 PIKE ST	A	1.0	305.76
062-023-020	1311 23RD ST	A	1.0	305.76
062-023-023	1352 24TH ST	A	1.0	305.76
062-023-024	1346 24TH ST	A	1.0	305.76
062-023-025	1340 24TH ST	A	1.0	305.76
062-023-026	1334 24TH ST	A	1.0	305.76
062-023-027	1328 24TH ST	A	1.0	305.76
062-023-028	1322 24TH ST	A	1.0	305.76
062-023-029	1316 24TH ST	A	1.0	305.76
062-023-030	1310 24TH ST	A	1.0	305.76
062-023-031	1304 24TH ST	A	1.0	305.76
062-023-032	1305 TAMERA DR	A	1.0	305.76
062-023-033	1311 TAMERA DR	A	1.0	305.76
062-023-034	1317 TAMERA DR	A	1.0	305.76
062-023-035	1323 TAMERA DR	A	1.0	305.76
062-023-036	1329 TAMERA DR	A	1.0	305.76
062-023-037	1335 TAMERA DR	A	1.0	305.76
062-023-038	1341 TAMERA DR	A	1.0	305.76
062-023-039	1347 TAMERA DR	A	1.0	305.76
062-023-040	1353 TAMERA DR	A	1.0	305.76
062-023-041	1365 TAMERA DR	A	1.0	305.76
062-023-042	1371 TAMERA DR	A	1.0	305.76
062-023-043	1373 TAMERA DR	A	2.0	611.52
062-023-044	1378 TAMERA DR	A	1.0	305.76
062-023-045	1372 TAMERA DR	A	1.0	305.76
062-023-046	1366 TAMERA DR	A	1.0	305.76
062-023-048	1390 24TH ST	A	1.0	305.76
062-023-049	1398 24TH ST	A	1.0	305.76
062-023-051	1372 24TH ST	A	1.0	305.76
062-023-052	1376 24TH ST	A	1.0	305.76
062-023-053	1380 24TH ST	A	1.0	305.76
062-023-054	1335 23RD ST	A	1.0	305.76
062-023-055	1329 23RD ST	A	1.0	305.76
062-023-058	1317 23RD ST	A	1.0	305.76
062-023-059	1338 TAMERA DR	A	1.0	305.76
062-023-060	1332 TAMERA DR	A	1.0	305.76
062-023-061	1326 TAMERA DR	A	1.0	305.76

Slight variances may occur due to rounding

South San Luis Obispo County Sanitation District
Wastewater Treatment Service Charge
Final Billing Detail Report for Fiscal Year 2022/23

Assessor's Parcel Number	Address	Land Use	Units	Levy
062-023-063	1320 TAMERA DR	A	1.0	305.76
062-023-064	2335 WILMAR AVE	A	1.0	305.76
062-023-065	2341 WILMAR AVE	A	1.0	305.76
062-023-066	2385 WILMAR AVE	A	1.0	305.76
062-023-067	2387 WILMAR AVE	A	1.0	305.76
062-023-068	1323 23RD ST	A	1.0	305.76
062-031-004	2481 WILMAR AVE	A	1.0	305.76
062-031-005	2471 WILMAR AVE	A	1.0	305.76
062-031-006	2461 WILMAR AVE	A	1.0	305.76
062-031-007	2441 WILMAR AVE	A	1.0	305.76
062-031-008	2431 WILMAR AVE	A	1.0	305.76
062-031-009	2421 WILMAR AVE	A	1.0	305.76
062-031-010	2411 WILMAR AVE	A	1.0	305.76
062-031-011	1381 24TH ST	A	1.0	305.76
062-031-012	1371 24TH ST	A	1.0	305.76
062-031-013	1377 SCOTT LEE DR	A	1.0	305.76
062-031-014	1371 SCOTT LEE DR	A	1.0	305.76
062-031-015	1365 SCOTT LEE DR	A	1.0	305.76
062-031-016	1359 SCOTT LEE DR	A	1.0	305.76
062-031-017	1352 SCOTT LEE DR	A	1.0	305.76
062-031-018	1347 SCOTT LEE DR	A	1.0	305.76
062-031-019	1341 SCOTT LEE DR	A	1.0	305.76
062-031-020	1340 SCOTT LEE DR	A	1.0	305.76
062-031-021	SCOTT LEE	A	1.0	305.76
062-031-022	1376 SCOTT LEE DR	A	1.0	305.76
062-031-023	1361 24TH ST	A	1.0	305.76
062-031-026	1311 24TH ST	A	1.0	305.76
062-031-027	1317 24TH ST	A	1.0	305.76
062-031-028	1323 24TH ST	A	1.0	305.76
062-031-029	1339 24TH ST	A	2.0	611.52
062-031-031	1334 SCOTT LEE DR	A	1.0	305.76
062-031-032	1328 SCOTT LEE DR	A	1.0	305.76
062-031-033	2470 MONA LEI CT	A	1.0	305.76
062-031-034	2460 MONA LEI CT	A	1.0	305.76
062-031-035	2440 MONA LEI CT	A	1.0	305.76
062-031-036	2430 MONA LEI CT	A	1.0	305.76
062-031-037	2431 MONA LEI CT	A	1.0	305.76
062-031-038	2441 MONA LEI CT	A	1.0	305.76
062-031-039	2461 MONA LEI CT	A	1.0	305.76
062-031-040	2471 MONA LEI CT	A	1.0	305.76
062-031-041	1305 SCOTT LEE DR	A	1.0	305.76

Slight variances may occur due to rounding

South San Luis Obispo County Sanitation District
Wastewater Treatment Service Charge
Final Billing Detail Report for Fiscal Year 2022/23

Assessor's Parcel Number	Address	Land Use	Units	Levy
062-031-042	1311 SCOTT LEE DR	A	1.0	305.76
062-031-043	1317 SCOTT LEE DR	A	1.0	305.76
062-031-044	1323 SCOTT LEE DR	A	1.0	305.76
062-031-045	1329 SCOTT LEE DR	A	1.0	305.76
062-031-046	1335 SCOTT LEE DR	A	1.0	305.76
062-031-047	1305 24TH ST	A	1.0	305.76
062-041-002	1491 14TH ST	A	1.0	305.76
062-041-006	1420 WILMAR AVE	A	1.0	305.76
062-041-007	1435 14TH ST	A	1.0	305.76
062-041-009	1475 14TH ST	A	1.0	305.76
062-041-010	1458 15TH ST	A	2.0	611.52
062-041-011	1490 15TH ST	A	1.0	305.76
062-041-012	1438 15TH ST	A	2.0	611.52
062-041-013	1434 15TH ST	A	1.0	305.76
062-041-017	1458 16TH ST	A	1.0	305.76
062-041-018	1490 16TH ST	A	1.0	305.76
062-041-020	1510 16TH ST	A	1.0	305.76
062-041-021	1530 16TH ST	A	1.0	305.76
062-041-022	1560 16TH ST	A	1.0	305.76
062-041-023	1580 16TH ST	A	1.0	305.76
062-041-025	1423 15TH ST	A	1.0	305.76
062-041-026	1435 15TH ST	A	1.0	305.76
062-041-027	1447 15TH ST	A	1.0	305.76
062-041-028	1459 15TH ST	A	1.0	305.76
062-041-029	1473 15TH ST	A	1.0	305.76
062-041-030	1491 15TH ST	A	1.0	305.76
062-041-031	1511 15TH ST	A	1.0	305.76
062-041-033	1599 15TH ST	A	1.0	305.76
062-041-034	1510 15TH ST	A	2.0	611.52
062-041-035	1530 15TH ST	A	1.0	305.76
062-041-036	1524 15TH ST	A	1.0	305.76
062-041-037	1508 WARNER ST	A	2.0	611.52
062-041-038	1501 14TH ST	A	1.0	305.76
062-041-039	1523 14TH ST	A	1.0	305.76
062-041-040	1573 14TH ST	A	1.0	305.76
062-041-041	1599 14TH ST	A	1.0	305.76
062-041-042	1412 14TH ST	A	1.0	305.76
062-041-043	1454 14TH ST	A	1.0	305.76
062-041-044	1472 14TH ST	A	1.0	305.76
062-041-045	1490 14TH ST	A	1.0	305.76
062-041-049	13TH	A	1.0	305.76

Slight variances may occur due to rounding

South San Luis Obispo County Sanitation District
Wastewater Treatment Service Charge
Final Billing Detail Report for Fiscal Year 2022/23

Assessor's Parcel Number	Address	Land Use	Units	Levy
062-041-050	1491 13TH ST	A	1.0	305.76
062-041-053	1446 16TH ST	A	1.0	305.76
062-041-054	1410 14TH ST	A	2.0	611.52
062-041-055	1580 14TH ST	A	4.0	1,223.04
062-041-056	1548 14TH ST	A	4.0	1,223.04
062-041-057	1380 RICE ST	A	1.0	305.76
062-041-058	1348 RICE ST	A	4.0	1,223.04
062-041-060	1573 13TH ST	A	1.0	305.76
062-041-061	1581 13TH ST	A	1.0	305.76
062-041-062	1408 15TH ST	A	1.0	305.76
062-041-063	1424 15TH ST	A	1.0	305.76
062-041-064	1445 14TH ST	A	1.0	305.76
062-041-065	1447 14TH ST	A	1.0	305.76
062-041-069	1411 13TH ST	A	1.0	305.76
062-041-070	1449 13TH ST	A	1.0	305.76
062-041-072	1503 15TH ST	A	1.0	305.76
062-041-073	1505 15TH ST	A	1.0	305.76
062-041-074	1502 16TH ST	A	1.0	305.76
062-041-075	1561 15TH ST	A	1.0	305.76
062-041-076	1531 15TH ST	A	1.0	305.76
062-042-017	1610 16TH ST	A	1.0	305.76
062-042-018	1620 16TH ST	A	1.0	305.76
062-042-019	1630 16TH ST	A	1.0	305.76
062-042-020	1640 16TH ST	A	1.0	305.76
062-042-021	1611 15TH ST	A	1.0	305.76
062-042-022	1621 15TH ST	A	1.0	305.76
062-042-023	1631 15TH ST	A	1.0	305.76
062-042-024	1641 15TH ST	A	1.0	305.76
062-042-025	1610 15TH ST	A	1.0	305.76
062-042-026	1620 15TH ST	A	1.0	305.76
062-042-027	1630 15TH ST	A	1.0	305.76
062-042-028	1640 15TH ST	A	1.0	305.76
062-042-029	1611 14TH ST	A	1.0	305.76
062-042-030	1621 14TH ST	A	1.0	305.76
062-042-031	1631 14TH ST	A	1.0	305.76
062-042-032	1641 14TH ST	A	1.0	305.76
062-042-034	1310 WARNER ST	A	1.0	305.76
062-042-035	1621 13TH ST	A	1.0	305.76
062-042-036	1631 13TH ST	A	1.0	305.76
062-042-037	1641 13TH ST	A	1.0	305.76
062-042-038	1491 PASO ROBLES ST	A	1.0	305.76

Slight variances may occur due to rounding

South San Luis Obispo County Sanitation District
Wastewater Treatment Service Charge
Final Billing Detail Report for Fiscal Year 2022/23

Assessor's Parcel Number	Address	Land Use	Units	Levy
062-042-039	1485 PASO ROBLES ST	A	2.0	611.52
062-042-040	1461 PASO ROBLES ST	A	1.0	305.76
062-042-041	1431 PASO ROBLES ST	A	1.0	305.76
062-042-042	1401 PASO ROBLES ST	A	4.0	1,223.04
062-042-044	1341 PASO ROBLES ST	E	1.0	137.40
062-042-046	1700 15TH ST	E	1.0	137.40
062-042-047	1795 FRONT ST	G + 6	1.0	813.00
062-042-048	1773 FRONT ST	A	1.0	305.76
062-042-049	1767 FRONT ST	E	1.0	137.40
062-042-050	1757 FRONT ST	E	1.0	137.40
062-042-051	1757 FRONT ST	E	1.0	137.40
062-042-052	1713 FRONT ST	E +5	1.0	276.00
062-042-053	1707 FRONT ST	J1	1.0	809.88
062-042-055	1371 PASO ROBLES ST	A	2.0	611.52
062-042-056	1391 PASO ROBLES ST	A	4.0	1,223.04
062-042-057	1640 14TH ST	A	1.0	305.76
062-042-058	1630 14TH ST	A	1.0	305.76
062-042-059	1620 14TH ST	A	1.0	305.76
062-042-060	1610 14TH ST	A	1.0	305.76
062-051-008	1531 16TH ST	A	1.0	305.76
062-051-009	1530 17TH ST	A	1.0	305.76
062-051-010	1561 16TH ST	A	1.0	305.76
062-051-011	1560 17TH ST	A	1.0	305.76
062-051-012	1581 16TH ST	A	1.0	305.76
062-051-013	1580 17TH ST	A	1.0	305.76
062-051-014	1630 WARNER ST	A	4.0	1,223.04
062-051-015	1610 17TH ST	A	1.0	305.76
062-051-016	1651 16TH ST	A	1.0	305.76
062-051-017	1620 17TH ST	A	1.0	305.76
062-051-018	1630 17TH ST	A	1.0	305.76
062-051-019	1661 16TH ST	A	1.0	305.76
062-051-020	1640 17TH ST	A	1.0	305.76
062-051-021	1425 19TH ST	E	1.0	137.40
062-051-023	1911 VISTA ST	A	2.0	611.52
062-051-024	1975 VISTA ST	A	1.0	305.76
062-051-027	1531 19TH ST	A	1.0	305.76
062-051-028	1520 20TH ST	A	1.0	305.76
062-051-029	1561 19TH ST	A	1.0	305.76
062-051-031	1581 19TH ST	A	1.0	305.76
062-051-032	1611 19TH ST	A	1.0	305.76
062-051-034	1621 19TH ST	A	1.0	305.76

Slight variances may occur due to rounding

South San Luis Obispo County Sanitation District
Wastewater Treatment Service Charge
Final Billing Detail Report for Fiscal Year 2022/23

Assessor's Parcel Number	Address	Land Use	Units	Levy
062-051-036	1631 19TH ST	A	1.0	305.76
062-051-038	1641 19TH ST	A	2.0	611.52
062-051-039	1640 20TH ST	A	1.0	305.76
062-051-044	1960 WARNER ST	L	1.0	253.80
062-051-045	1530 20TH ST	A	1.0	305.76
062-051-046	1991 WARNER ST	A	1.0	305.76
062-051-047	1510 17TH ST	A	1.0	305.76
062-051-049	1511 16TH ST	A	1.0	305.76
062-061-002	1459 20TH ST	A	1.0	305.76
062-061-003	2011 VISTA ST	A	1.0	305.76
062-061-004	2096 WILMAR AVE	A	1.0	305.76
062-061-005	1422 21ST ST	A	1.0	305.76
062-061-006	1434 21ST ST	A	1.0	305.76
062-061-007	1446 21ST ST	A	1.0	305.76
062-061-008	1458 21ST ST	A	1.0	305.76
062-061-009	1472 21ST ST	A	1.0	305.76
062-061-010	2073 VISTA ST	A	1.0	305.76
062-061-012	2010 WILMAR AVE	A	1.0	305.76
062-061-013	1423 20TH ST	A	1.0	305.76
062-061-014	1435 20TH ST	A	1.0	305.76
062-061-015	1451 20TH ST	A	1.0	305.76
062-062-001	2010 VISTA ST	A	1.0	305.76
062-062-004	1551 20TH ST	A	1.0	305.76
062-062-006	1560 21ST ST	A	1.0	305.76
062-062-007	1580 21ST ST	A	1.0	305.76
062-062-008	1521 20TH ST	A	1.0	305.76
062-062-009	1531 20TH ST	A	1.0	305.76
062-062-010	1500 21ST ST	A	1.0	305.76
062-062-011	1524 21ST ST	A	1.0	305.76
062-063-001	2010 WARNER ST	A	1.0	305.76
062-063-002	1631 20TH ST	A	1.0	305.76
062-063-003	1620 21ST ST	A	1.0	305.76
062-063-004	1630 21ST ST	A	1.0	305.76
062-063-005	1640 21ST ST	A	1.0	305.76
062-063-007	1641 20TH ST	A	4.0	1,223.04
062-063-008	1610 21ST ST	A	1.0	305.76
062-063-009	1621 20TH ST	A	1.0	305.76
062-064-002	21ST	A	2.0	611.52
062-064-003	1425 21ST ST	A	2.0	611.52
062-064-004	1441 21ST ST	A	2.0	611.52
062-064-005	1457 21ST ST	A	2.0	611.52

Slight variances may occur due to rounding

South San Luis Obispo County Sanitation District
Wastewater Treatment Service Charge
Final Billing Detail Report for Fiscal Year 2022/23

Assessor's Parcel Number	Address	Land Use	Units	Levy
062-064-007	2131 VISTA ST	A	2.0	611.52
062-064-008	2139 VISTA ST	A	5.0	1,528.80
062-064-009	2147 VISTA ST	A	2.0	611.52
062-064-010	2155 VISTA ST	A	4.0	1,223.04
062-064-011	2191 VISTA ST	A	2.0	611.52
062-064-012	1456 22ND ST	A	2.0	611.52
062-064-013	1448 22ND ST	A	2.0	611.52
062-064-014	1424 22ND ST	A	2.0	611.52
062-064-015	2176 WILMAR AVE	A	2.0	611.52
062-064-016	2130 WILMAR AVE	A	4.0	1,223.04
062-064-017	2122 WILMAR AVE	A	4.0	1,223.04
062-064-018	2114 WILMAR AVE	A	4.0	1,223.04
062-064-019	2106 WILMAR AVE	A	4.0	1,223.04
062-065-007	2171 WARNER ST	A	1.0	305.76
062-065-014	2136 VISTA ST	A	11.0	3,363.36
062-065-016	2100 VISTA ST	A	1.0	305.76
062-065-017	1561 21ST ST	A	2.0	611.52
062-065-018	1581 21ST ST	A	1.0	305.76
062-065-020	2190 VISTA ST	A	1.0	305.76
062-065-021	2166 VISTA ST	A	1.0	305.76
062-065-022	2180 VISTA ST	A	2.0	611.52
062-065-023	2170 VISTA ST	A	1.0	305.76
062-065-024	1590 22ND ST	A	1.0	305.76
062-065-028	2157 WARNER ST	A	4.0	1,223.04
062-065-029	2163 WARNER ST	A	4.0	1,223.04
062-065-030	2143 WARNER ST	A	4.0	1,223.04
062-065-031	1570 22ND ST	A	1.0	305.76
062-065-032	1564 22ND ST	A	1.0	305.76
062-065-037	1599 21ST ST	A	1.0	305.76
062-065-038	2125 WARNER ST	A	1.0	305.76
062-065-039	2135 WARNER ST	A	1.0	305.76
062-066-002	2130 WARNER ST	A	1.0	305.76
062-066-005	1620 22ND ST	A	1.0	305.76
062-066-006	1600 22ND ST	A	1.0	305.76
062-066-007	2138 WARNER ST	A	1.0	305.76
062-066-008	2160 WARNER ST	A	1.0	305.76
062-066-009	2170 WARNER ST	A	1.0	305.76
062-066-010	2152 WARNER ST	A	1.0	305.76
062-066-011	1601 21ST ST	A	1.0	305.76
062-066-012	1645 21ST ST	A	1.0	305.76
062-067-001	2204 WILMAR AVE	A	1.0	305.76

Slight variances may occur due to rounding

South San Luis Obispo County Sanitation District
Wastewater Treatment Service Charge
Final Billing Detail Report for Fiscal Year 2022/23

Assessor's Parcel Number	Address	Land Use	Units	Levy
062-067-003	2230 WILMAR AVE	A	1.0	305.76
062-067-009	2211 HOLDEN AVE	A	1.0	305.76
062-067-010	2235 HOLDEN AVE	A	1.0	305.76
062-067-011	2241 HOLDEN AVE	A	1.0	305.76
062-067-016	2240 WILMAR AVE	A	1.0	305.76
062-067-018	2281 HOLDEN AVE	A	1.0	305.76
062-067-020	2251 HOLDEN AVE	A	1.0	305.76
062-067-023	1422 23RD ST	A	1.0	305.76
062-067-024	2291 HOLDEN AVE	A	1.0	305.76
062-067-025	2271 HOLDEN AVE	A	2.0	611.52
062-067-026	2261 HOLDEN AVE	A	1.0	305.76
062-067-027	1410 23RD ST	A	1.0	305.76
062-067-028	2280 WILMAR AVE	A	1.0	305.76
062-067-030	2258 WILMAR AVE	A	1.0	305.76
062-067-031	2260 WILMAR AVE	A	1.0	305.76
062-067-032	1425 22ND ST	A	2.0	611.52
062-067-033	1435 22ND ST	A	1.0	305.76
062-068-003	2246 HOLDEN AVE	A	1.0	305.76
062-068-009	2270 HOLDEN AVE	A	1.0	305.76
062-068-011	2279 LA VERNE AVE	A	1.0	305.76
062-068-012	2251 LA VERNE AVE	A	1.0	305.76
062-068-013	2267 LA VERNE AVE	A	1.0	305.76
062-068-016	1477 22ND ST	A	2.0	611.52
062-068-017	2201 LA VERNE AVE	A	2.0	611.52
062-068-019	2285 LA VERNE AVE	A	1.0	305.76
062-068-020	1484 23RD ST	A	1.0	305.76
062-068-022	1465 22ND ST	A	1.0	305.76
062-068-024	2287 LA VERNE AVE	A	1.0	305.76
062-068-025	1474 23RD ST	A	1.0	305.76
062-068-026	2230 HOLDEN AVE	A	1.0	305.76
062-068-027	1455 22ND ST	A	1.0	305.76
062-068-028	2250 HOLDEN AVE	A	2.0	611.52
062-068-031	2290 HOLDEN AVE	A	1.0	305.76
062-068-032	2280 HOLDEN AVE	A	1.0	305.76
062-069-002	1580 23RD ST	A	1.0	305.76
062-069-003	1560 23RD ST	A	1.0	305.76
062-069-004	1520 23RD ST	A	1.0	305.76
062-069-006	1620 23RD ST	A	1.0	305.76
062-069-007	1640 23RD ST	A	1.0	305.76
062-069-012	2272 LA VERNE AVE	A	1.0	305.76
062-069-015	2262 LA VERNE AVE	A	1.0	305.76

Slight variances may occur due to rounding

South San Luis Obispo County Sanitation District
Wastewater Treatment Service Charge
Final Billing Detail Report for Fiscal Year 2022/23

Assessor's Parcel Number	Address	Land Use	Units	Levy
062-069-016	2242 LA VERNE AVE	A	1.0	305.76
062-069-017	2258 LA VERNE AVE	A	1.0	305.76
062-069-018	2230 LA VERNE AVE	A	1.0	305.76
062-069-021	1531 22ND ST	A	2.0	611.52
062-069-022	1575 22ND ST	A	2.0	611.52
062-069-023	1595 22ND ST	A	2.0	611.52
062-069-024	1585 22ND ST	A	2.0	611.52
062-072-001	1490 24TH ST	A	1.0	305.76
062-072-002	1480 24TH ST	A	1.0	305.76
062-072-003	1460 24TH ST	A	1.0	305.76
062-072-004	1450 24TH ST	A	1.0	305.76
062-072-005	1430 24TH ST	A	1.0	305.76
062-072-006	2398 WILMAR AVE	A	1.0	305.76
062-072-007	2390 WILMAR AVE	A	1.0	305.76
062-072-008	2386 WILMAR AVE	A	1.0	305.76
062-072-009	1435 23RD ST	A	1.0	305.76
062-072-010	2323 HOLDEN AVE	A	1.0	305.76
062-072-011	2339 HOLDEN AVE	A	1.0	305.76
062-072-012	2345 HOLDEN AVE	A	1.0	305.76
062-072-013	2357 HOLDEN AVE	A	1.0	305.76
062-072-014	2360 HOLDEN AVE	A	1.0	305.76
062-072-015	2350 HOLDEN AVE	A	1.0	305.76
062-072-016	2346 HOLDEN AVE	A	1.0	305.76
062-072-017	2334 HOLDEN AVE	A	1.0	305.76
062-072-018	2320 HOLDEN AVE	A	1.0	305.76
062-072-019	2310 HOLDEN AVE	A	1.0	305.76
062-072-020	1475 23RD ST	A	1.0	305.76
062-072-021	2364 WILMAR AVE	A	1.0	305.76
062-072-022	2352 WILMAR AVE	A	1.0	305.76
062-072-024	1623 23RD ST	P	35.0	6,430.20
062-072-025	1621 23RD ST	A	1.0	305.76
062-072-026	1641 23RD ST	A	1.0	305.76
062-072-027	1645 23RD ST	A	1.0	305.76
062-072-028	1411 23RD ST	A	1.0	305.76
062-072-029	1417 23RD ST	A	1.0	305.76
062-072-030	2310 WILMAR AVE	A	1.0	305.76
062-073-002	2430 WILMAR AVE	A	1.0	305.76
062-073-003	2460 WILMAR AVE	A	2.0	611.52
062-073-007	1497 24TH ST	A	1.0	305.76
062-073-008	1509 24TH ST	A	1.0	305.76
062-073-009	1517 24TH ST	A	1.0	305.76

Slight variances may occur due to rounding

South San Luis Obispo County Sanitation District
Wastewater Treatment Service Charge
Final Billing Detail Report for Fiscal Year 2022/23

Assessor's Parcel Number	Address	Land Use	Units	Levy
062-073-010	1501 24TH ST	A	1.0	305.76
062-073-011	1539 24TH ST	A	1.0	305.76
062-073-012	1563 24TH ST	A	1.0	305.76
062-073-018	1595 24TH ST	A	1.0	305.76
062-073-019	2445 DARIEN CT	A	1.0	305.76
062-073-020	2450 DARIEN CT	A	1.0	305.76
062-073-021	2440 DARIEN CT	A	1.0	305.76
062-073-022	1587 24TH ST	A	1.0	305.76
062-073-023	1410 25TH ST	A	1.0	305.76
062-073-024	1420 25TH ST	A	1.0	305.76
062-073-025	1430 25TH ST	A	1.0	305.76
062-073-027	1491 24TH ST	A	1.0	305.76
062-073-028	1479 24TH ST	A	1.0	305.76
062-073-029	1465 24TH ST	A	1.0	305.76
062-073-030	1451 24TH ST	A	1.0	305.76
062-073-031	1439 24TH ST	A	1.0	305.76
062-073-032	1425 24TH ST	A	1.0	305.76
062-073-033	1413 24TH ST	A	1.0	305.76
062-074-001	2585 BASIN ST	A	1.0	305.76
062-074-002	2565 BASIN ST	A	1.0	305.76
062-074-003	2545 BASIN ST	A	1.0	305.76
062-074-004	2525 BASIN ST	A	1.0	305.76
062-074-005	2505 BASIN ST	A	1.0	305.76
062-074-006	2510 BASIN ST	A	1.0	305.76
062-074-007	2530 BASIN ST	A	1.0	305.76
062-074-008	2550 BASIN ST	A	1.0	305.76
062-074-009	2570 BASIN ST	A	1.0	305.76
062-074-010	2590 BASIN ST	A	1.0	305.76
062-074-011	1425 25TH ST	A	1.0	305.76
062-074-017	1660 S ELM ST	A	2.0	611.52
062-074-019	1600 S ELM ST	A	1.0	305.76
062-074-021	2515 TERRACE SANDS LN	A	1.0	305.76
062-074-022	2525 TERRACE SANDS LN	A	1.0	305.76
062-074-023	2535 TERRACE SANDS LN	A	1.0	305.76
062-074-024	2545 TERRACE SANDS LN	A	1.0	305.76
062-074-025	2555 TERRACE SANDS LN	A	1.0	305.76
062-074-026	2565 TERRACE SANDS LN	A	1.0	305.76
062-074-027	2575 TERRACE SANDS LN	A	1.0	305.76
062-074-028	2570 TERRACE SANDS LN	A	1.0	305.76
062-074-029	2550 TERRACE SANDS LN	A	1.0	305.76
062-074-030	2530 TERRACE SANDS LN	A	1.0	305.76

Slight variances may occur due to rounding

South San Luis Obispo County Sanitation District
Wastewater Treatment Service Charge
Final Billing Detail Report for Fiscal Year 2022/23

Assessor's Parcel Number	Address	Land Use	Units	Levy
062-074-031	2510 TERRACE SANDS LN	A	1.0	305.76
062-075-001	1580 NABAL CT	A	1.0	305.76
062-075-002	1570 NABAL CT	A	1.0	305.76
062-075-003	1560 NABAL CT	A	1.0	305.76
062-075-004	1550 NABAL CT	A	1.0	305.76
062-075-005	1540 NABAL CT	A	1.0	305.76
062-075-006	1530 NABAL CT	A	1.0	305.76
062-075-007	1520 NABAL CT	A	1.0	305.76
062-075-008	1510 NABAL CT	A	1.0	305.76
062-075-009	1515 NABAL CT	A	1.0	305.76
062-075-010	1525 NABAL CT	A	1.0	305.76
062-075-011	1535 NABAL CT	A	1.0	305.76
062-075-012	1555 NABAL CT	A	1.0	305.76
062-075-013	1565 NABAL CT	A	1.0	305.76
062-075-014	1585 NABAL CT	A	1.0	305.76
062-075-015	1580 25TH ST	A	1.0	305.76
062-075-016	1570 25TH ST	A	1.0	305.76
062-075-017	1560 25TH ST	A	1.0	305.76
062-075-018	1540 25TH ST	A	1.0	305.76
062-075-019	1530 25TH ST	A	1.0	305.76
062-075-020	1520 25TH ST	A	1.0	305.76
062-075-021	1525 25TH ST	A	1.0	305.76
062-075-022	1535 25TH ST	A	1.0	305.76
062-075-023	1545 25TH ST	A	1.0	305.76
062-075-024	1575 25TH ST	A	1.0	305.76
062-075-025	2527 HASS LN	A	1.0	305.76
062-075-026	2519 HASS LN	A	1.0	305.76
062-075-027	2509 HASS LN	A	1.0	305.76
062-075-028	2526 HASS LN	A	1.0	305.76
062-075-029	2530 HASS LN	A	1.0	305.76
062-075-030	2536 HASS LN	A	1.0	305.76
062-075-031	2540 HASS LN	A	1.0	305.76
062-075-032	2539 GWEN PL	A	1.0	305.76
062-075-033	2535 GWEN PL	A	1.0	305.76
062-075-034	2529 GWEN PL	A	1.0	305.76
062-075-035	2525 GWEN PL	A	1.0	305.76
062-075-036	2516 GWEN PL	A	1.0	305.76
062-075-037	2526 GWEN PL	A	1.0	305.76
062-075-038	2530 GWEN PL	A	1.0	305.76
062-075-039	2540 GWEN PL	A	1.0	305.76
062-075-040	2548 GWEN PL	A	1.0	305.76

Slight variances may occur due to rounding

South San Luis Obispo County Sanitation District
Wastewater Treatment Service Charge
Final Billing Detail Report for Fiscal Year 2022/23

Assessor's Parcel Number	Address	Land Use	Units	Levy
062-075-041	1490 NABAL CT	A	1.0	305.76
062-075-042	1480 NABAL CT	A	1.0	305.76
062-075-043	1470 25TH ST	A	1.0	305.76
062-075-044	1460 25TH ST	A	1.0	305.76
062-075-045	1450 25TH ST	A	1.0	305.76
062-075-046	1440 25TH ST	A	1.0	305.76
062-080-001	1821 BEACH ST	A	1.0	305.76
062-080-002	1823 BEACH ST	A	1.0	305.76
062-080-004	1791 BEACH ST	A	1.0	305.76
062-080-005	1781 BEACH ST	A	1.0	305.76
062-080-006	1771 BEACH ST	A	1.0	305.76
062-080-007	1761 BEACH ST	A	1.0	305.76
062-081-004	1611 PASO ROBLES ST	A	1.0	305.76
062-081-005	1631 PASO ROBLES ST	A	1.0	305.76
062-081-007	1681 PASO ROBLES ST	A	4.0	1,223.04
062-081-012	1551 PASO ROBLES ST	A	1.0	305.76
062-081-016	1551 PASO ROBLES ST	A	1.0	305.76
062-081-018	1517 PASO ROBLES ST	A	2.0	611.52
062-081-019	1511 PASO ROBLES ST	A	1.0	305.76
062-081-020	1661 15TH ST	A	1.0	305.76
062-081-021	1659 15TH ST	A	1.0	305.76
062-081-022	1650 16TH ST	A	1.0	305.76
062-081-023	1561 PASO ROBLES ST	A	1.0	305.76
062-081-025	1657 PASO ROBLES ST	A	1.0	305.76
062-081-026	1659 PASO ROBLES ST	A	1.0	305.76
062-081-027	1661 PASO ROBLES ST	A	1.0	305.76
062-082-011	1613 OCEAN ST	A	4.0	1,223.04
062-082-015	1561 OCEAN ST	A	1.0	305.76
062-082-016	1541 OCEAN ST	A	1.0	305.76
062-082-018	1611 OCEAN ST	A	1.0	305.76
062-082-019	1661 OCEAN ST	A	2.0	611.52
062-082-021	1521 OCEAN ST	A	1.0	305.76
062-082-023	1681 OCEAN ST	A	1.0	305.76
062-082-024	1744 17TH ST	A	1.0	305.76
062-082-025	PASO ROBLES	A	16.0	4,892.16
062-082-026	1725 15TH ST	A	1.0	305.76
062-082-027	1725 15TH ST	A	1.0	305.76
062-082-028	1725 15TH ST	A	1.0	305.76
062-082-029	1725 15TH ST	A	1.0	305.76
062-082-030	1725 15TH ST	A	1.0	305.76
062-082-031	1725 15TH ST	A	1.0	305.76

Slight variances may occur due to rounding

South San Luis Obispo County Sanitation District
Wastewater Treatment Service Charge
Final Billing Detail Report for Fiscal Year 2022/23

Assessor's Parcel Number	Address	Land Use	Units	Levy
062-083-013	1877 FRONT ST	A/E	1.0	443.16
062-083-014	1875 FRONT ST	G	1.0	427.80
062-083-018	1827 FRONT ST	E	1.0	137.40
062-083-019	1863 FRONT ST	G +51	1.0	3,702.00
062-083-021	1650 OCEAN ST	E	1.0	137.40
062-085-004		A	1.0	305.76
062-085-005	1711 OCEAN ST	A	1.0	305.76
062-085-006	1721 OCEAN ST	A	4.0	1,223.04
062-085-008	1761 OCEAN ST	A	1.0	305.76
062-085-009	1785 OCEAN ST	A	1.0	305.76
062-085-011	1831 OCEAN ST	A	6.0	1,834.56
062-085-012	1861 OCEAN ST	A	2.0	611.52
062-085-013	1750 19TH ST	A	1.0	305.76
062-085-018	1780 PASO ROBLES ST	A	1.0	305.76
062-085-020	1760 PASO ROBLES ST	A	1.0	305.76
062-085-021	1770 PASO ROBLES ST	A	1.0	305.76
062-085-022	1840 PASO ROBLES ST	A	4.0	1,223.04
062-085-023	1820 PASO ROBLES ST	A	2.0	611.52
062-085-024	1811 OCEAN ST	A	1.0	305.76
062-085-025	1813 OCEAN ST	A	1.0	305.76
062-085-026	1755 OCEAN ST	A	1.0	305.76
062-085-027	1751 OCEAN ST	A	1.0	305.76
062-085-028	1734 PASO ROBLES ST	A	1.0	305.76
062-085-029	1718 PASO ROBLES ST	A	1.0	305.76
062-085-030	1742 PASO ROBLES ST	A	1.0	305.76
062-085-031	1720 PASO ROBLES ST	A	2.0	611.52
062-085-032	1730 PASO ROBLES ST	A	1.0	305.76
062-085-033	1745 17TH ST	A	1.0	305.76
062-086-003	1742 OCEAN ST	A	2.0	611.52
062-086-006	1788 OCEAN ST	A	1.0	305.76
062-086-013	1841 BEACH ST	A	1.0	305.76
062-086-014	1861 BEACH ST	A	1.0	305.76
062-086-020	1711 BEACH ST	L	1.0	253.80
062-086-024	1710 OCEAN ST	L	1.0	253.80
062-086-026	1810 OCEAN ST	A	2.0	611.52
062-086-027	1840 OCEAN ST	A	4.0	1,223.04
062-086-028	1880 OCEAN ST	A	1.0	305.76
062-086-029	1860 OCEAN ST	A	4.0	1,223.04
062-086-032	1879 BEACH ST	A	3.0	917.28
062-086-033	1766 OCEAN ST	A	1.0	305.76
062-086-034	1756 OCEAN ST	A	1.0	305.76

Slight variances may occur due to rounding

South San Luis Obispo County Sanitation District
Wastewater Treatment Service Charge
Final Billing Detail Report for Fiscal Year 2022/23

Assessor's Parcel Number	Address	Land Use	Units	Levy
062-086-035	1764 OCEAN ST	A	1.0	305.76
062-086-036	1758 OCEAN ST	A	1.0	305.76
062-087-001	1915 PASO ROBLES ST	A	1.0	305.76
062-087-002	1951 PASO ROBLES ST	A	8.0	2,446.08
062-087-003	1961 PASO ROBLES ST	A	5.0	1,528.80
062-087-006	2031 PASO ROBLES ST	A	1.0	305.76
062-087-009	2081 PASO ROBLES ST	A	1.0	305.76
062-087-010	1660 21ST ST	A	1.0	305.76
062-087-011	1660 21ST ST	A	1.0	305.76
062-087-012	1660 21ST ST	A	1.0	305.76
062-087-013	1660 21ST ST	A	1.0	305.76
062-087-017	1981 PASO ROBLES ST	A	1.0	305.76
062-087-018	2011 PASO ROBLES ST	A	2.0	611.52
062-088-002	2030 PASO ROBLES ST	A	2.0	611.52
062-088-004	1911 OCEAN ST	L	1.0	253.80
062-088-007	1971 OCEAN ST	A	4.0	1,223.04
062-088-009	2031 OCEAN ST	A	1.0	305.76
062-088-010	2061 OCEAN ST	A	2.0	611.52
062-088-011	1760 21ST ST	A	2.0	611.52
062-088-015	1980 PASO ROBLES ST	A	1.0	305.76
062-088-017	2010 PASO ROBLES ST	A	1.0	305.76
062-088-018	1941 OCEAN ST	A	1.0	305.76
062-088-019	1921 OCEAN ST	A	1.0	305.76
062-088-020	19TH	L	1.0	253.80
062-088-021	PASO ROBLES	A	1.0	305.76
062-088-022	1981 OCEAN ST	A	1.0	305.76
062-088-024	2060 PASO ROBLES ST	A	4.0	1,223.04
062-088-025	1712 21ST ST	A	4.0	1,223.04
062-089-002	1880 OCEAN ST	E	1.0	137.40
062-089-007	2061 BEACH ST	A	2.0	611.52
062-089-008	2081 BEACH ST	A	1.0	305.76
062-089-009	1950 OCEAN ST	A	1.0	305.76
062-089-010	1970 OCEAN ST	A	1.0	305.76
062-089-016	2080 OCEAN ST	A	1.0	305.76
062-089-017	2012 OCEAN ST	A	2.0	611.52
062-089-020	1951 BEACH ST	A	4.0	1,223.04
062-089-022	1931 BEACH ST	A	4.0	1,223.04
062-089-023	1873 19TH ST	A	1.0	305.76
062-089-024	1875 19TH ST	A	1.0	305.76
062-089-025	1877 19TH ST	A	1.0	305.76
062-089-026	1921 BEACH ST	A	1.0	305.76

Slight variances may occur due to rounding

South San Luis Obispo County Sanitation District
Wastewater Treatment Service Charge
Final Billing Detail Report for Fiscal Year 2022/23

Assessor's Parcel Number	Address	Land Use	Units	Levy
062-089-027	1911 BEACH ST	A	1.0	305.76
062-089-028	1901 BEACH ST	A	1.0	305.76
062-089-030	1991 BEACH ST	A	1.0	305.76
062-089-031	1993 BEACH ST	A	1.0	305.76
062-089-032	1999 BEACH ST	A	1.0	305.76
062-089-033	1997 BEACH ST	A	1.0	305.76
062-089-034	1995 BEACH ST	A	1.0	305.76
062-089-035	2000 OCEAN ST	A	1.0	305.76
062-089-037	2010 OCEAN ST	A	1.0	305.76
062-089-039	2039 BEACH ST	A	1.0	305.76
062-089-040	2031 BEACH ST	A	1.0	305.76
062-089-041	2033 BEACH ST	A	1.0	305.76
062-089-042	2037 BEACH ST	A	1.0	305.76
062-089-043	2035 BEACH ST	A	1.0	305.76
062-091-020	2143 PASO ROBLES ST	A	6.0	1,834.56
062-091-021	2145 PASO ROBLES ST	A	4.0	1,223.04
062-091-023	1650 22ND ST	A	2.0	611.52
062-091-024	2181 PASO ROBLES ST	A	1.0	305.76
062-091-025	2191 PASO ROBLES ST	A	2.0	611.52
062-091-026	2171 PASO ROBLES ST	A	5.0	1,528.80
062-091-028	1675 21ST ST	A	1.0	305.76
062-091-029	1675 21ST ST	A	1.0	305.76
062-091-030	1675 21ST ST	A	1.0	305.76
062-091-031	21ST	A	1.0	305.76
062-091-032	1675 21ST ST	A	1.0	305.76
062-091-033	21ST	A	1.0	305.76
062-091-034	2115 PASO ROBLES ST	A	1.0	305.76
062-091-035	2115 PASO ROBLES ST	A	1.0	305.76
062-091-036	1675 21ST ST	A	1.0	305.76
062-091-037	PASO ROBLES	A	1.0	305.76
062-091-038	1675 21ST ST	A	1.0	305.76
062-091-039	1675 21ST ST	A	1.0	305.76
062-091-040	PASO ROBLES	A	1.0	305.76
062-091-041	21ST	A	1.0	305.76
062-092-005	1763 21ST ST	A	1.0	305.76
062-092-008	2181 OCEAN ST	A	2.0	611.52
062-092-009	2191 OCEAN ST	A	1.0	305.76
062-092-010	OCEAN	A	2.0	611.52
062-092-011	2121 OCEAN ST	A	2.0	611.52
062-092-014	2171 OCEAN ST	A	2.0	611.52
062-092-015	2161 OCEAN ST	A	1.0	305.76

Slight variances may occur due to rounding

South San Luis Obispo County Sanitation District
Wastewater Treatment Service Charge
Final Billing Detail Report for Fiscal Year 2022/23

Assessor's Parcel Number	Address	Land Use	Units	Levy
062-092-016	2180 PASO ROBLES ST	A	1.0	305.76
062-092-017	1700 22ND ST	A	4.0	1,223.04
062-092-018	2140 PASO ROBLES ST	A	1.0	305.76
062-092-019	2150 PASO ROBLES ST	A	1.0	305.76
062-092-020	2168 PASO ROBLES ST	A	1.0	305.76
062-092-021	2160 PASO ROBLES ST	A	1.0	305.76
062-092-023	2130 PASO ROBLES ST	A	2.0	611.52
062-092-025	2120 PASO ROBLES ST	A	2.0	611.52
062-092-026	2141 OCEAN ST	A	1.0	305.76
062-092-028	1711 21ST ST	A	1.0	305.76
062-092-029	1731 21ST ST	A	1.0	305.76
062-092-030	1751 21ST ST	A	1.0	305.76
062-092-031	2153 OCEAN ST	A	1.0	305.76
062-092-032	2151 OCEAN ST	A	1.0	305.76
062-093-002	BEACH	A	2.0	611.52
062-093-004	2181 BEACH ST	A	1.0	305.76
062-093-007	2130 OCEAN ST	A	2.0	611.52
062-093-008	2120 OCEAN ST	A	2.0	611.52
062-093-009	1845 21ST ST	A	3.0	917.28
062-093-011	2196 OCEAN ST	A	1.0	305.76
062-093-013	2140 OCEAN ST	A	1.0	305.76
062-093-015	2180 OCEAN ST	A	2.0	611.52
062-093-016	2160 OCEAN ST	A	1.0	305.76
062-093-017	2170 OCEAN ST	A	1.0	305.76
062-093-019	2141 BEACH ST	A	5.0	1,528.80
062-093-021	2173 BEACH ST	A	2.0	611.52
062-093-022	2161 BEACH ST	A	2.0	611.52
062-093-023	2151 BEACH ST	A	4.0	1,223.04
062-093-024	2150 OCEAN ST	A	1.0	305.76
062-093-025	2152 OCEAN ST	A	1.0	305.76
062-094-003	1651 22ND ST	A	1.0	305.76
062-094-010	2221 PASO ROBLES ST	A	1.0	305.76
062-094-011	2221 PASO ROBLES ST	A	1.0	305.76
062-094-015	1660 23RD ST	A	2.0	611.52
062-094-017	2231 PASO ROBLES ST	A	2.0	611.52
062-094-019	2283 PASO ROBLES ST	A	1.0	305.76
062-094-020	2291 PASO ROBLES ST	A	1.0	305.76
062-094-022	2281 PASO ROBLES ST	A	1.0	305.76
062-094-023	2241 PASO ROBLES ST	A	1.0	305.76
062-094-024	2261 PASO ROBLES ST	A	1.0	305.76
062-094-025	2251 PASO ROBLES ST	A	2.0	611.52

Slight variances may occur due to rounding

South San Luis Obispo County Sanitation District
Wastewater Treatment Service Charge
Final Billing Detail Report for Fiscal Year 2022/23

Assessor's Parcel Number	Address	Land Use	Units	Levy
062-095-013	2251 OCEAN ST	A	2.0	611.52
062-095-014	2241 OCEAN ST	A	1.0	305.76
062-095-015	2260 PASO ROBLES ST	A	1.0	305.76
062-095-016	2290 PASO ROBLES ST	A	1.0	305.76
062-095-017	2280 PASO ROBLES ST	A	1.0	305.76
062-095-018	2270 PASO ROBLES ST	A	1.0	305.76
062-095-019	2261 OCEAN ST	A	1.0	305.76
062-095-020	1750 23RD ST	A	1.0	305.76
062-095-021	2271 OCEAN ST	A	1.0	305.76
062-095-022	2281 OCEAN ST	A	1.0	305.76
062-095-023	2215 OCEAN ST	A	3.0	917.28
062-095-024	2209 OCEAN ST	A	1.0	305.76
062-095-026	1770 23RD ST	A	1.0	305.76
062-095-028	23RD	A	1.0	305.76
062-095-030	2250 PASO ROBLES ST	A	1.0	305.76
062-095-031	2230 PASO ROBLES ST	A	2.0	611.52
062-095-032	2210 PASO ROBLES ST	A	1.0	305.76
062-095-033	1735 22ND ST	A	1.0	305.76
062-095-035	2220 PASO ROBLES ST	A	1.0	305.76
062-095-036	2224 PASO ROBLES ST	A	1.0	305.76
062-096-001	2260 OCEAN ST	A	1.0	305.76
062-096-006	2210 OCEAN ST	A	2.0	611.52
062-096-007	2224 OCEAN ST	A	1.0	305.76
062-096-008	2236 OCEAN ST	A	1.0	305.76
062-096-009	2280 OCEAN ST	A	1.0	305.76
062-096-018	2229 BEACH ST	A	1.0	305.76
062-096-019	2221 BEACH ST	A	2.0	611.52
062-096-020	2290 OCEAN ST	A	1.0	305.76
062-096-022	1840 23RD ST	A	1.0	305.76
062-096-024	1820 23RD ST	A	1.0	305.76
062-096-026	2279 BEACH ST	A	1.0	305.76
062-096-028	2251 BEACH ST	A	1.0	305.76
062-096-029	2269 BEACH ST	A	1.0	305.76
062-096-030	2285 BEACH ST	A	1.0	305.76
062-096-031	2291 BEACH ST	A	1.0	305.76
062-096-032	1831 22ND ST	A	1.0	305.76
062-096-033	2207 BEACH ST	A	1.0	305.76
062-097-003	2331 PASO ROBLES ST	A	3.0	917.28
062-097-008	1651 23RD ST	A	1.0	305.76
062-097-009	2315 PASO ROBLES ST	A	2.0	611.52
062-097-010	2303 PASO ROBLES ST	A	1.0	305.76

Slight variances may occur due to rounding

South San Luis Obispo County Sanitation District
Wastewater Treatment Service Charge
Final Billing Detail Report for Fiscal Year 2022/23

Assessor's Parcel Number	Address	Land Use	Units	Levy
062-097-011	2391 PASO ROBLES ST	A	1.0	305.76
062-097-012	1610 24TH ST	A	1.0	305.76
062-097-013	2361 PASO ROBLES ST	A	1.0	305.76
062-097-014	2381 PASO ROBLES ST	A	1.0	305.76
062-098-004	2360 PASO ROBLES ST	A	1.0	305.76
062-098-011	2330 PASO ROBLES ST	A	1.0	305.76
062-098-016	2331 OCEAN ST	A	1.0	305.76
062-098-021	1770 24TH ST	A	1.0	305.76
062-098-023	2350 PASO ROBLES ST	A	1.0	305.76
062-098-024	2320 PASO ROBLES ST	A	1.0	305.76
062-098-025	2310 PASO ROBLES ST	A	1.0	305.76
062-098-026	2375 OCEAN ST	A	1.0	305.76
062-098-027	2359 OCEAN ST	A	1.0	305.76
062-098-028	2390 PASO ROBLES ST	A	1.0	305.76
062-098-029	2380 PASO ROBLES ST	A	1.0	305.76
062-098-030	2341 OCEAN ST	A	1.0	305.76
062-098-031	2347 OCEAN ST	A	1.0	305.76
062-099-003	2340 OCEAN ST	A	2.0	611.52
062-099-004	2370 OCEAN ST	A	1.0	305.76
062-099-005	2311 BEACH ST	A	1.0	305.76
062-099-006	2321 BEACH ST	A	1.0	305.76
062-099-007	2331 BEACH ST	A	2.0	611.52
062-099-008	2341 BEACH ST	A	1.0	305.76
062-099-011	2360 OCEAN ST	A	1.0	305.76
062-099-017	2380 OCEAN ST	A	1.0	305.76
062-099-018	2390 OCEAN ST	A	1.0	305.76
062-099-019	2326 OCEAN ST	A	1.0	305.76
062-099-021	2371 BEACH ST	A	2.0	611.52
062-099-022	2381 BEACH ST	A	2.0	611.52
062-099-023	2391 BEACH ST	A	2.0	611.52
062-099-024	2357 BEACH ST	A	1.0	305.76
062-099-025	2351 BEACH ST	A	1.0	305.76
062-099-026	2310 OCEAN ST	A	1.0	305.76
062-099-027	2320 OCEAN ST	A	1.0	305.76
062-101-006	2461 PASO ROBLES ST	A	2.0	611.52
062-101-007	2421 PASO ROBLES ST	A	1.0	305.76
062-101-008	2411 PASO ROBLES ST	A	1.0	305.76
062-101-009	2431 PASO ROBLES ST	A	1.0	305.76
062-101-010	2431 PASO ROBLES ST	A	1.0	305.76
062-101-011	2491 PASO ROBLES ST	A	1.0	305.76
062-101-012	2471 PASO ROBLES ST	A	1.0	305.76

Slight variances may occur due to rounding

South San Luis Obispo County Sanitation District
Wastewater Treatment Service Charge
Final Billing Detail Report for Fiscal Year 2022/23

Assessor's Parcel Number	Address	Land Use	Units	Levy
062-102-001	1701 24TH ST	A	2.0	611.52
062-102-002	2424 PASO ROBLES ST	A	2.0	611.52
062-102-003	2428 PASO ROBLES ST	A	2.0	611.52
062-102-009	2445 OCEAN ST	A	1.0	305.76
062-102-014	2441 OCEAN ST	A	1.0	305.76
062-102-015	2411 OCEAN ST	A	4.0	1,223.04
062-102-016	2431 OCEAN ST	A	1.0	305.76
062-102-019	OCEAN	A	2.0	611.52
062-102-020	2491 OCEAN ST	A	3.0	917.28
062-102-021	2497 OCEAN ST	A	7.0	2,140.32
062-102-022	2440 PASO ROBLES ST	A	1.0	305.76
062-102-023	2450 PASO ROBLES ST	A	2.0	611.52
062-102-024	1750 25TH ST	A	1.0	305.76
062-102-025	2478 PASO ROBLES ST	A	2.0	611.52
062-102-026	2460 PASO ROBLES ST	A	2.0	611.52
062-102-027	2470 PASO ROBLES ST	A	1.0	305.76
062-103-003	2511 PASO ROBLES ST	A	2.0	611.52
062-103-004	2535 PASO ROBLES ST	A	2.0	611.52
062-103-005	2561 PASO ROBLES ST	A	1.0	305.76
062-103-006	2591 PASO ROBLES ST	A	1.0	305.76
062-103-007	2541 PASO ROBLES ST	A	1.0	305.76
062-103-009	2555 PASO ROBLES ST	A	1.0	305.76
062-103-010	2521 PASO ROBLES ST	A	1.0	305.76
062-103-011	2571 PASO ROBLES ST	A	1.0	305.76
062-103-012	2581 PASO ROBLES ST	A	1.0	305.76
062-104-013	2585 LARA LN	A	1.0	305.76
062-104-014	2575 LARA LN	A	1.0	305.76
062-104-015	2565 LARA LN	A	1.0	305.76
062-104-016	2555 LARA LN	A	1.0	305.76
062-104-017	2545 LARA LN	A	1.0	305.76
062-104-018	2535 LARA LN	A	1.0	305.76
062-104-019	2525 LARA LN	A	1.0	305.76
062-104-020	2515 LARA LN	A	1.0	305.76
062-104-023	2520 LARA LN	A	1.0	305.76
062-104-024	2530 LARA LN	A	1.0	305.76
062-104-025	2540 LARA LN	A	1.0	305.76
062-104-026	2550 LARA LN	A	1.0	305.76
062-104-027	2560 LARA LN	A	1.0	305.76
062-104-028	2570 LARA LN	A	1.0	305.76
062-104-029	2580 LARA LN	A	1.0	305.76
062-104-030	2590 LARA LN	A	1.0	305.76

Slight variances may occur due to rounding

South San Luis Obispo County Sanitation District
Wastewater Treatment Service Charge
Final Billing Detail Report for Fiscal Year 2022/23

Assessor's Parcel Number	Address	Land Use	Units	Levy
062-111-001	1740 BEACH ST	E	1.0	137.40
062-111-009	1909 FRONT ST	G	1.0	427.80
062-111-014	1945 FRONT ST	E +5	1.0	276.00
062-111-019	1800 BEACH ST	E	1.0	137.40
062-111-022	1866 BEACH ST	A/E	1.0	443.16
062-111-023	1960 19TH ST	A	1.0	305.76
062-111-027	1880 BEACH ST	A/E	1.0	443.16
062-111-030	1957 FRONT ST	I	21.0	4,135.32
062-112-002	1898 CIENAGA ST	J1	1.0	809.88
062-114-001	1914 BEACH ST	A	2.0	611.52
062-114-003	BEACH	A	1.0	305.76
062-114-004	2040 BEACH ST	A	4.0	1,223.04
062-114-005	1920 21ST ST	A	1.0	305.76
062-114-006	1911 CIENAGA ST	G	1.0	427.80
062-114-007	1921 CIENAGA ST	F	1.0	274.92
062-114-015	1924 BEACH ST	A	1.0	305.76
062-114-016	1941 CIENAGA ST	E+1	1.0	165.12
062-114-018	1980 BEACH ST	A	5.0	1,528.80
062-114-019	2010 BEACH ST	A	1.0	305.76
062-114-020	1940 BEACH ST	A	2.0	611.52
062-114-021	1960 BEACH ST	A	5.0	1,528.80
062-114-023	1981 CIENAGA ST	E	1.0	137.40
062-114-024	2061 CIENAGA ST	E +5	1.0	276.00
062-115-002	1920 CIENAGA ST	A	1.0	305.76
062-115-005	1960 CIENAGA ST	A	1.0	305.76
062-115-011	2011 NIPOMO ST	A	1.0	305.76
062-115-017	2090 21ST ST	A	2.0	611.52
062-115-022	2065 FRONT ST	A	1.0	305.76
062-115-023	2075 FRONT ST	A	1.0	305.76
062-115-025	1940 CIENAGA ST	E +5	1.0	276.00
062-115-029	2050 21ST ST	A	1.0	305.76
062-115-032	1975 CIENAGA ST	E	1.0	137.40
062-115-033	2060 CIENAGA ST	E	1.0	137.40
062-115-037	2055 FRONT ST	A	1.0	305.76
062-116-004	2190 BEACH ST	A	1.0	305.76
062-116-006	2125 CIENAGA ST	A	1.0	305.76
062-116-012	2187 CIENAGA ST	A	1.0	305.76
062-116-018	2130 BEACH ST	A	4.0	1,223.04
062-116-020	2170 BEACH ST	A	1.0	305.76
062-116-021	2180 BEACH ST	A	1.0	305.76
062-116-022	2120 BEACH ST	A	1.0	305.76

Slight variances may occur due to rounding

South San Luis Obispo County Sanitation District
Wastewater Treatment Service Charge
Final Billing Detail Report for Fiscal Year 2022/23

Assessor's Parcel Number	Address	Land Use	Units	Levy
062-116-023	2110 BEACH ST	A	1.0	305.76
062-116-024	1930 21ST ST	A	1.0	305.76
062-116-025	2140 BEACH ST	A	1.0	305.76
062-116-027	2160 BEACH ST	A	1.0	305.76
062-116-028	2150 BEACH ST	A	2.0	611.52
062-116-030	2141 CIENAGA ST	A	1.0	305.76
062-116-031	2131 CIENAGA ST	A	1.0	305.76
062-116-032	2181 CIENAGA ST	A	1.0	305.76
062-116-035	2151 CIENAGA ST	A	1.0	305.76
062-116-036	2167 CIENAGA ST	A	1.0	305.76
062-116-037	2161 CIENAGA ST	A	1.0	305.76
062-116-038	2177 CIENAGA ST	A	1.0	305.76
062-116-039	2171 CIENAGA ST	A	1.0	305.76
062-116-040	1930 22ND ST	A	1.0	305.76
062-116-042	2191 CIENAGA ST	A	1.0	305.76
062-117-008	CIENAGA	A	4.0	1,223.04
062-117-011	2120 CIENAGA ST	E+14	1.0	525.48
062-117-012	2091 21ST ST	A	1.0	305.76
062-117-014	2121 NIPOMO ST	E	1.0	137.40
062-117-017	2151 NIPOMO ST	E	1.0	137.40
062-117-018	2190 CIENAGA ST	E	1.0	137.40
062-118-002	1731 RAILROAD ST	K+1	1.0	481.56
062-118-014	1860 HIGHWAY 1	K+35	1.0	1,264.92
062-121-003	2231 CIENAGA ST	A	1.0	305.76
062-121-005	2261 CIENAGA ST	A	4.0	1,223.04
062-121-008	2251 CIENAGA ST	A	1.0	305.76
062-121-011	2281 CIENAGA ST	A	2.0	611.52
062-121-012	2271 CIENAGA ST	A	1.0	305.76
062-121-014	2270 BEACH ST	A	1.0	305.76
062-121-015	2250 BEACH ST	A	1.0	305.76
062-121-016	2290 BEACH ST	A	1.0	305.76
062-121-017	2280 BEACH ST	A	1.0	305.76
062-121-018	2260 BEACH ST	A	1.0	305.76
062-121-019	2221 CIENAGA ST	A	4.0	1,223.04
062-121-021	2215 CIENAGA ST	A	1.0	305.76
062-121-025	2230 BEACH ST	A	1.0	305.76
062-121-026	2240 BEACH ST	A	1.0	305.76
062-121-027	1921 22ND ST	A	1.0	305.76
062-121-028	1941 22ND ST	A	1.0	305.76
062-121-029	2211 CIENAGA ST	A	1.0	305.76
062-121-030	2291 CIENAGA ST	A	1.0	305.76

Slight variances may occur due to rounding

South San Luis Obispo County Sanitation District
Wastewater Treatment Service Charge
Final Billing Detail Report for Fiscal Year 2022/23

Assessor's Parcel Number	Address	Land Use	Units	Levy
062-122-007	2300 CIENAGA ST	P	8.0	1,469.76
062-122-009	2220 CIENAGA ST	P	67.0	12,309.24
062-122-010	2300 CIENAGA ST	P	16.0	2,939.52
062-122-012	2300 CIENAGA ST	P	46.0	8,451.12
062-122-013	2220 CIENAGA ST	P	201.0	36,927.72
062-123-006	2321 CIENAGA ST	A	1.0	305.76
062-123-017	2310 BEACH ST	A	1.0	305.76
062-123-018	2320 BEACH ST	A	1.0	305.76
062-123-019	BEACH	A	2.0	611.52
062-123-021	2356 BEACH ST	A	1.0	305.76
062-123-022	2346 BEACH ST	A	2.0	611.52
062-123-025	2381 CIENAGA ST	A	2.0	611.52
062-123-026	2371 CIENAGA ST	A	1.0	305.76
062-123-028	2370 BEACH ST	A	2.0	611.52
062-123-029	1920 24TH ST	A	1.0	305.76
062-123-030	2331 CIENAGA ST	A	1.0	305.76
062-123-031	2361 CIENAGA ST	A	4.0	1,223.04
062-123-033	1930 24TH ST	A	1.0	305.76
062-123-034	1930 24TH ST	A	1.0	305.76
062-123-035	1940 24TH ST	A	1.0	305.76
062-123-036	1940 24TH ST	A	1.0	305.76
062-123-037	1994 24TH ST	A	1.0	305.76
062-123-038	1992 24TH ST	A	1.0	305.76
062-123-039	1998 24TH ST	A	1.0	305.76
062-123-040	1996 24TH ST	A	1.0	305.76
062-123-041	2311 CIENAGA ST	A	1.0	305.76
062-131-003	2494 OCEAN ST	A	5.0	1,528.80
062-131-015	2462 OCEAN ST	A	5.0	1,528.80
062-131-016	2476 OCEAN ST	A	4.0	1,223.04
062-131-018	2447 BEACH ST	A	2.0	611.52
062-131-019	2440 OCEAN ST	A	1.0	305.76
062-131-020	2450 OCEAN ST	A	1.0	305.76
062-131-021	1831 24TH ST	A	2.0	611.52
062-131-022	2430 OCEAN ST	A	1.0	305.76
062-131-023	2411 BEACH ST	A	1.0	305.76
062-131-025	2459 BEACH ST	A	1.0	305.76
062-131-026	2457 BEACH ST	A	1.0	305.76
062-131-027	2455 BEACH ST	A	1.0	305.76
062-131-028	2453 BEACH ST	A	1.0	305.76
062-131-029	2451 BEACH ST	A	1.0	305.76
062-131-030	2471 BEACH ST	A	1.0	305.76

Slight variances may occur due to rounding

South San Luis Obispo County Sanitation District
Wastewater Treatment Service Charge
Final Billing Detail Report for Fiscal Year 2022/23

Assessor's Parcel Number	Address	Land Use	Units	Levy
062-131-031	2473 BEACH ST	A	1.0	305.76
062-131-032	2475 BEACH ST	A	1.0	305.76
062-131-033	2477 BEACH ST	A	1.0	305.76
062-131-034	2479 BEACH ST	A	1.0	305.76
062-131-035	2489 BEACH ST	A	1.0	305.76
062-131-036	2487 BEACH ST	A	1.0	305.76
062-131-037	2485 BEACH ST	A	1.0	305.76
062-131-038	2483 BEACH ST	A	1.0	305.76
062-131-039	2481 BEACH ST	A	1.0	305.76
062-131-040	1890 25TH ST	A	1.0	305.76
062-131-041	1880 25TH ST	A	1.0	305.76
062-131-042	1870 25TH ST	A	1.0	305.76
062-131-043	1860 25TH ST	A	1.0	305.76
062-131-044	1850 25TH ST	A	1.0	305.76
062-131-048	2445 BEACH ST	A	1.0	305.76
062-131-049	2445 BEACH ST	A	1.0	305.76
062-131-050	2445 BEACH ST	A	1.0	305.76
062-131-051	2445 BEACH ST	A	1.0	305.76
062-131-052	2445 BEACH ST	A	1.0	305.76
062-131-053	2445 BEACH ST	A	1.0	305.76
062-132-003	1986 25TH ST	A	1.0	305.76
062-132-004	1988 LA TIJERA CT	A	1.0	305.76
062-132-005	1980 25TH ST	A	1.0	305.76
062-132-006	1982 LA TIJERA CT	A	1.0	305.76
062-132-007	1974 25TH ST	A	1.0	305.76
062-132-008	1976 LA TIJERA CT	A	1.0	305.76
062-132-009	1968 25TH ST	A	1.0	305.76
062-132-010	1970 LA TIJERA CT	A	1.0	305.76
062-132-011	1962 25TH ST	A	1.0	305.76
062-132-012	1964 LA TIJERA CT	A	1.0	305.76
062-132-013	1956 25TH ST	A	1.0	305.76
062-132-014	1958 LA TIJERA CT	A	1.0	305.76
062-132-015	1946 25TH ST	A	1.0	305.76
062-132-016	1942 LA TIJERA CT	A	1.0	305.76
062-132-017	1940 25TH ST	A	1.0	305.76
062-132-018	1936 LA TIJERA CT	A	1.0	305.76
062-132-019	1934 25TH ST	A	1.0	305.76
062-132-020	1930 LA TIJERA CT	A	1.0	305.76
062-132-021	1928 25TH ST	A	1.0	305.76
062-132-022	1924 LA TIJERA CT	A	1.0	305.76
062-132-023	1922 25TH ST	A	1.0	305.76

Slight variances may occur due to rounding

South San Luis Obispo County Sanitation District
Wastewater Treatment Service Charge
Final Billing Detail Report for Fiscal Year 2022/23

Assessor's Parcel Number	Address	Land Use	Units	Levy
062-132-024	1918 LA TIJERA CT	A	1.0	305.76
062-132-025	1916 25TH ST	A	1.0	305.76
062-132-026	1912 LA TIJERA CT	A	1.0	305.76
062-132-027	1910 25TH ST	A	1.0	305.76
062-132-028	1906 LA TIJERA CT	A	1.0	305.76
062-132-029	2470 BEACH ST	A	1.0	305.76
062-132-030	2468 LA COSTA CT	A	1.0	305.76
062-132-031	2466 BEACH ST	A	1.0	305.76
062-132-032	2464 LA COSTA CT	A	1.0	305.76
062-132-033	2460 BEACH ST	A	1.0	305.76
062-132-034	2458 LA COSTA CT	A	1.0	305.76
062-132-035	2456 BEACH ST	A	1.0	305.76
062-132-036	2454 LA COSTA CT	A	1.0	305.76
062-132-037	2450 BEACH ST	A	1.0	305.76
062-132-038	2448 LA COSTA CT	A	1.0	305.76
062-132-039	2446 BEACH ST	A	1.0	305.76
062-132-040	2444 LA COSTA CT	A	1.0	305.76
062-132-041	2440 BEACH ST	A	1.0	305.76
062-132-042	2438 LA COSTA CT	A	1.0	305.76
062-132-043	2436 BEACH ST	A	1.0	305.76
062-132-044	2434 LA COSTA CT	A	1.0	305.76
062-132-045	2430 BEACH ST	A	1.0	305.76
062-132-046	2428 LA COSTA CT	A	1.0	305.76
062-132-047	2426 BEACH ST	A	1.0	305.76
062-132-048	2424 LA COSTA CT	A	1.0	305.76
062-132-049	2420 BEACH ST	A	1.0	305.76
062-132-050	2418 LA COSTA CT	A	1.0	305.76
062-132-051	2416 BEACH ST	A	1.0	305.76
062-132-052	2414 LA COSTA CT	A	1.0	305.76
062-132-053	2410 BEACH ST	A	1.0	305.76
062-132-054	2408 LA COSTA CT	A	1.0	305.76
062-132-055	2406 BEACH ST	A	1.0	305.76
062-132-056	2404 LA COSTA CT	A	1.0	305.76
062-132-057	2471 LA BREA CT	A	1.0	305.76
062-132-058	2465 LA BREA CT	A	1.0	305.76
062-132-059	2461 LA BREA CT	A	1.0	305.76
062-132-060	2455 LA BREA CT	A	1.0	305.76
062-132-061	2451 LA BREA CT	A	1.0	305.76
062-132-062	2445 LA BREA CT	A	1.0	305.76
062-132-063	2441 LA BREA CT	A	1.0	305.76
062-132-064	2435 LA BREA CT	A	1.0	305.76

Slight variances may occur due to rounding

South San Luis Obispo County Sanitation District
Wastewater Treatment Service Charge
Final Billing Detail Report for Fiscal Year 2022/23

Assessor's Parcel Number	Address	Land Use	Units	Levy
062-132-065	2431 LA BREA CT	A	1.0	305.76
062-132-066	2425 LA BREA CT	A	1.0	305.76
062-132-067	1957 24TH ST	A	1.0	305.76
062-132-068	1965 24TH ST	A	1.0	305.76
062-132-069	1973 24TH ST	A	1.0	305.76
062-132-070	1981 24TH ST	A	1.0	305.76
062-132-072	1994 LA TIJERA CT	A	1.0	305.76
062-132-073	1992 25TH ST	A	1.0	305.76
062-133-005	2531 CIENAGA ST	P	54.0	9,920.88
062-134-001	1990 S ELM ST	A	1.0	305.76
062-134-002	1986 S ELM ST	A	1.0	305.76
062-134-003	1982 S ELM ST	A	1.0	305.76
062-134-004	1978 S ELM ST	A	1.0	305.76
062-134-005	1974 S ELM ST	A	1.0	305.76
062-134-006	1966 S ELM ST	A	1.0	305.76
062-134-007	1962 S ELM ST	A	1.0	305.76
062-134-008	1958 S ELM ST	A	1.0	305.76
062-134-009	1954 S ELM ST	A	1.0	305.76
062-134-010	1950 S ELM ST	A	1.0	305.76
062-134-011	1940 S ELM ST	A	1.0	305.76
062-134-012	1936 S ELM ST	A	1.0	305.76
062-134-013	1932 S ELM ST	A	1.0	305.76
062-134-014	1928 S ELM ST	A	1.0	305.76
062-134-015	1924 S ELM ST	A	1.0	305.76
062-134-016	1916 S ELM ST	A	1.0	305.76
062-134-017	1912 S ELM ST	A	1.0	305.76
062-134-018	1908 S ELM ST	A	1.0	305.76
062-134-019	1904 S ELM ST	A	1.0	305.76
062-134-020	1900 S ELM ST	A	1.0	305.76
062-134-021	1870 S ELM ST	A	1.0	305.76
062-134-022	1866 S ELM ST	A	1.0	305.76
062-134-023	1862 S ELM ST	A	1.0	305.76
062-134-024	1858 S ELM ST	A	1.0	305.76
062-134-025	1854 S ELM ST	A	1.0	305.76
062-134-026	1846 S ELM ST	A	1.0	305.76
062-134-027	1842 S ELM ST	A	1.0	305.76
062-134-028	1838 S ELM ST	A	1.0	305.76
062-134-029	1834 S ELM ST	A	1.0	305.76
062-134-030	1830 S ELM ST	A	1.0	305.76
062-142-002	2096 NIPOMO ST	A	1.0	305.76
062-143-001	2110 NIPOMO ST	A	1.0	305.76

Slight variances may occur due to rounding

South San Luis Obispo County Sanitation District
Wastewater Treatment Service Charge
Final Billing Detail Report for Fiscal Year 2022/23

Assessor's Parcel Number	Address	Land Use	Units	Levy
062-143-017	2128 NIPOMO ST	A	1.0	305.76
062-143-018	2150 NIPOMO ST	A	1.0	305.76
062-143-019	NIPOMO	A	1.0	305.76
062-143-020	2160 NIPOMO ST	A	1.0	305.76
062-143-021	2100 22ND ST	A	1.0	305.76
062-143-025	22ND	E	1.0	137.40
062-151-002	2400 CIENAGA ST	P	78.0	14,330.16
062-151-004	2400 CIENAGA ST	P	38.0	6,981.36
062-151-005	2550 CIENAGA ST	P	50.0	9,186.00
062-151-006	2550 CIENAGA ST	P	3.0	551.16
062-261-001	1305 21ST ST	A	1.0	305.76
062-261-002	21ST	A	1.0	305.76
062-261-003	21ST	A	1.0	305.76
062-261-004	1323 21ST ST	A	1.0	305.76
062-261-005	1329 21ST ST	A	1.0	305.76
062-261-006	1335 21ST ST	A	1.0	305.76
062-261-007	1341 21ST ST	A	1.0	305.76
062-261-008	1347 21ST ST	A	1.0	305.76
062-261-009	1353 21ST ST	A	1.0	305.76
062-261-010	1359 21ST CT	A	1.0	305.76
062-261-011	1365 21ST CT	A	1.0	305.76
062-261-012	1371 21ST CT	A	1.0	305.76
062-261-013	1377 21ST CT	A	1.0	305.76
062-261-014	1383 21ST ST	A	1.0	305.76
062-261-015	1389 21ST ST	A	1.0	305.76
062-261-016	1395 21ST ST	A	1.0	305.76
062-261-017	2105 WILMAR AVE	A	1.0	305.76
062-261-018	2111 WILMAR AVE	A	1.0	305.76
062-261-019	2117 WILMAR AVE	A	1.0	305.76
062-261-020	2123 WILMAR AVE	A	1.0	305.76
062-261-021	2129 WILMAR AVE	A	1.0	305.76
062-261-023	1378 21ST ST	A	1.0	305.76
062-261-024	1370 21ST ST	A	1.0	305.76
062-261-025	1364 21ST ST	A	1.0	305.76
062-261-026	1358 21ST ST	A	1.0	305.76
062-261-027	1352 21ST ST	A	1.0	305.76
062-261-028	1346 21ST ST	A	1.0	305.76
062-261-029	1340 21ST ST	A	1.0	305.76
062-261-030	1334 21ST ST	A	1.0	305.76
062-261-031	1328 21ST ST	A	1.0	305.76
062-261-032	1322 21ST ST	A	1.0	305.76

Slight variances may occur due to rounding

South San Luis Obispo County Sanitation District
Wastewater Treatment Service Charge
Final Billing Detail Report for Fiscal Year 2022/23

Assessor's Parcel Number	Address	Land Use	Units	Levy
062-261-033	1316 21ST ST	A	1.0	305.76
062-261-034	1310 21ST ST	A	1.0	305.76
062-261-035	1304 21ST ST	A	1.0	305.76
062-261-036	1395 20TH ST	A	1.0	305.76
062-261-037	1389 20TH ST	A	1.0	305.76
062-261-038	1383 20TH ST	A	1.0	305.76
062-261-039	1377 20TH ST	A	1.0	305.76
062-261-040	1371 20TH ST	A	1.0	305.76
062-261-041	1365 20TH ST	A	1.0	305.76
062-261-042	1359 20TH CT	A	1.0	305.76
062-261-043	1353 20TH CT	A	1.0	305.76
062-261-044	1347 20TH CT	A	1.0	305.76
062-261-045	1341 20TH CT	A	1.0	305.76
062-261-046	1335 20TH CT	A	1.0	305.76
062-261-047	1329 20TH CT	A	1.0	305.76
062-261-048	1323 20TH CT	A	1.0	305.76
062-261-049	1317 20TH CT	A	1.0	305.76
062-261-050	1322 20TH CT	A	1.0	305.76
062-261-051	1328 20TH CT	A	1.0	305.76
062-261-052	1334 20TH CT	A	1.0	305.76
062-261-053	1340 20TH CT	A	1.0	305.76
062-261-054	1346 20TH ST	A	1.0	305.76
062-261-055	1352 20TH ST	A	1.0	305.76
062-261-056	1329 20TH ST	A	1.0	305.76
062-261-057	1323 20TH ST	A	1.0	305.76
062-261-058	1317 20TH ST	A	1.0	305.76
062-261-059	1311 20TH ST	A	1.0	305.76
062-261-060	1305 20TH ST	A	1.0	305.76
062-261-061	1329 19TH ST	A	1.0	305.76
062-261-062	1323 19TH ST	A	1.0	305.76
062-261-063	1317 19TH ST	A	1.0	305.76
062-261-064	1311 19TH ST	A	1.0	305.76
062-261-066	1304 20TH ST	A	1.0	305.76
062-261-067	1310 20TH ST	A	1.0	305.76
062-261-068	1316 20TH ST	A	1.0	305.76
062-261-069	1322 20TH ST	A	1.0	305.76
062-261-070	1328 20TH ST	A	1.0	305.76
062-261-071	1334 20TH ST	A	1.0	305.76
062-261-072	1358 20TH ST	A	1.0	305.76
062-261-073	1364 20TH ST	A	1.0	305.76
062-261-074	1370 20TH ST	A	1.0	305.76

Slight variances may occur due to rounding

South San Luis Obispo County Sanitation District
Wastewater Treatment Service Charge
Final Billing Detail Report for Fiscal Year 2022/23

Assessor's Parcel Number	Address	Land Use	Units	Levy
062-261-075	1376 20TH ST	A	1.0	305.76
062-261-076	1382 20TH ST	A	1.0	305.76
062-261-077	1388 20TH ST	A	1.0	305.76
062-261-078	1394 20TH ST	A	1.0	305.76
062-261-082	1915 WILMAR AVE	A	1.0	305.76
062-261-083	1921 WILMAR AVE	A	1.0	305.76
062-261-084	1929 WILMAR AVE	A	2.0	611.52
062-262-001	1800 THE PIKE	A	1.0	305.76
062-262-002	1848 PIKE ST	A	2.0	611.52
062-262-003	1898 PIKE LN	A	1.0	305.76
062-262-004	1309 18TH ST	A	1.0	305.76
062-262-005	1310 19TH ST	A	1.0	305.76
062-262-006	1315 18TH ST	A	1.0	305.76
062-262-007	1314 19TH ST	A	1.0	305.76
062-262-009	1342 19TH ST	A	2.0	611.52
062-262-010	18TH	A	2.0	611.52
062-262-012	1362 19TH ST	A	1.0	305.76
062-262-013	1372 19TH ST	A	2.0	611.52
062-262-014	1382 19TH ST	A	2.0	611.52
062-262-015	1871 WILMAR AVE	A	1.0	305.76
062-262-016	1821 WILMAR AVE	A	1.0	305.76
062-262-017	1395 18TH ST	A	1.0	305.76
062-262-018	1387 18TH ST	A	2.0	611.52
062-262-019	1375 18TH ST	A	1.0	305.76
062-262-020	1330 19TH ST	A	1.0	305.76
062-262-021	1341 18TH ST	A	1.0	305.76
062-262-022	1343 18TH ST	A	1.0	305.76
062-262-023	1349 18TH ST	A	2.0	611.52
062-262-024	1346 19TH ST	A	1.0	305.76
062-262-025	1348 19TH ST	A	1.0	305.76
062-271-002	1610 FRONT ST	A	1.0	305.76
062-271-004	1630 FRONT ST	A	1.0	305.76
062-271-005	1650 FRONT ST	A	1.0	305.76
062-271-012	1259 BELRIDGE ST	A	12.0	3,669.12
062-271-013	1273 BELRIDGE ST	A	1.0	305.76
062-271-015	1611 FRONT ST	A	5.0	1,528.80
062-271-016	1100 BELRIDGE ST	A	1.0	305.76
062-271-017	1246 BELRIDGE ST	A	1.0	305.76
062-271-018	1266 BELRIDGE ST	A	1.0	305.76
062-271-019	1238 BELRIDGE ST	A	1.0	305.76
062-271-021	1627 FRONT ST	A	5.0	1,528.80

Slight variances may occur due to rounding

South San Luis Obispo County Sanitation District
Wastewater Treatment Service Charge
Final Billing Detail Report for Fiscal Year 2022/23

Assessor's Parcel Number	Address	Land Use	Units	Levy
062-271-023	1655 FRONT ST	E	1.0	137.40
062-271-024	1681 FRONT ST	E	1.0	137.40
062-271-025	1580 13TH ST	A	1.0	305.76
062-271-026	1687 FRONT ST	E	1.0	137.40
062-271-028	1240 BELRIDGE ST	A	1.0	305.76
062-271-029	1250 BELRIDGE ST	A	1.0	305.76
062-271-030	1490 13TH ST	A	2.0	611.52
062-271-031	1440 13TH ST	A	1.0	305.76
062-271-032	1420 13TH ST	A	1.0	305.76
062-271-039	1410 13TH ST	A	1.0	305.76
062-272-001	FRONT	A	1.0	305.76
062-272-002	1633 FRONT ST	A	1.0	305.76
062-272-003	1633 FRONT ST	A	1.0	305.76
062-272-004	1633 FRONT ST	A	1.0	305.76
062-272-005	1633 FRONT ST	A	1.0	305.76
062-272-006	1633 FRONT ST	A	1.0	305.76
062-272-007	1633 FRONT ST	A	1.0	305.76
062-272-008	1633 FRONT ST	A	1.0	305.76
062-272-009	1633 FRONT ST	A	1.0	305.76
062-272-010	1633 FRONT ST	A	1.0	305.76
062-272-011	1633 FRONT ST	A	1.0	305.76
062-272-012	1633 FRONT ST	A	1.0	305.76
062-272-013	1633 FRONT ST	A	1.0	305.76
062-272-014	1633 FRONT ST	A	1.0	305.76
062-272-015	1633 FRONT ST	A	1.0	305.76
062-272-016	1633 FRONT ST	A	1.0	305.76
062-272-017	1633 FRONT ST	A	1.0	305.76
062-272-018	1633 FRONT ST	A	1.0	305.76
062-272-019	1633 FRONT ST	A	1.0	305.76
062-272-021	1100 TRANQUIL CT	A	1.0	305.76
062-272-022	1120 TRANQUIL CT	A	1.0	305.76
062-272-023	1130 TRANQUIL CT	A	1.0	305.76
062-272-024	1140 TRANQUIL CT	A	1.0	305.76
062-273-001	1277 BELRIDGE ST	A	1.0	305.76
062-273-002	1277 BELRIDGE ST	A	1.0	305.76
062-273-003	1277 BELRIDGE ST	A	1.0	305.76
062-273-004	1277 BELRIDGE ST	A	1.0	305.76
062-273-005	1277 BELRIDGE ST	A	1.0	305.76
062-273-006	1277 BELRIDGE ST	A	1.0	305.76
062-273-007	1277 BELRIDGE ST	A	1.0	305.76
062-273-008	1277 BELRIDGE ST	A	1.0	305.76

Slight variances may occur due to rounding

South San Luis Obispo County Sanitation District
Wastewater Treatment Service Charge
Final Billing Detail Report for Fiscal Year 2022/23

Assessor's Parcel Number	Address	Land Use	Units	Levy
062-273-009	1277 BELRIDGE ST	A	1.0	305.76
062-273-010	1277 BELRIDGE ST	A	1.0	305.76
062-273-011	1277 BELRIDGE ST	A	1.0	305.76
062-273-012	1277 BELRIDGE ST	A	1.0	305.76
062-273-013	1277 BELRIDGE ST	A	1.0	305.76
062-273-014	1277 BELRIDGE ST	A	1.0	305.76
062-273-015	1277 BELRIDGE ST	A	1.0	305.76
062-273-016	1277 BELRIDGE ST	A	1.0	305.76
062-273-017	1277 BELRIDGE ST	A	1.0	305.76
062-273-018	1277 BELRIDGE ST	A	1.0	305.76
062-273-019	1277 BELRIDGE ST	A	1.0	305.76
062-273-020	1277 BELRIDGE ST	A	1.0	305.76
062-273-021	1277 BELRIDGE ST	A	1.0	305.76
062-273-022	1277 BELRIDGE ST	A	1.0	305.76
062-273-023	1277 BELRIDGE ST	A	1.0	305.76
062-273-024	1277 BELRIDGE ST	A	1.0	305.76
062-273-025	1277 BELRIDGE ST	A	1.0	305.76
062-273-026	1277 BELRIDGE ST	A	1.0	305.76
062-273-027	1277 BELRIDGE ST	A	1.0	305.76
062-273-028	1277 BELRIDGE ST	A	1.0	305.76
062-273-029	1277 BELRIDGE ST	A	1.0	305.76
062-273-030	1277 BELRIDGE ST	A	1.0	305.76
062-273-031	1277 BELRIDGE ST	A	1.0	305.76
062-273-032	1277 BELRIDGE ST	A	1.0	305.76
062-273-033	1277 BELRIDGE ST	A	1.0	305.76
062-273-034	1277 BELRIDGE ST	A	1.0	305.76
062-273-035	1277 BELRIDGE ST	A	1.0	305.76
062-273-036	1277 BELRIDGE ST	A	1.0	305.76
062-273-037	1277 BELRIDGE ST	A	1.0	305.76
062-273-038	1277 BELRIDGE ST	A	1.0	305.76
062-273-039	1277 BELRIDGE ST	A	1.0	305.76
062-273-040	1277 BELRIDGE ST	A	1.0	305.76
062-274-002	1025 MAYBELLE CT	A	1.0	305.76
062-274-003	1035 MAYBELLE CT	A	1.0	305.76
062-274-004	1065 MAYBELLE CT	A	1.0	305.76
062-274-005	1075 MAYBELLE CT	A	1.0	305.76
062-274-006	1085 MAYBELLE CT	A	1.0	305.76
062-274-007	1095 MAYBELLE CT	A	1.0	305.76
062-274-008	1115 MAYBELLE CT	A	1.0	305.76
062-274-009	1125 MAYBELLE CT	A	1.0	305.76
062-274-010	1135 MAYBELLE CT	A	1.0	305.76

Slight variances may occur due to rounding

South San Luis Obispo County Sanitation District
Wastewater Treatment Service Charge
Final Billing Detail Report for Fiscal Year 2022/23

Assessor's Parcel Number	Address	Land Use	Units	Levy
062-274-011	1145 MAYBELLE CT	A	1.0	305.76
062-274-012	1155 MAYBELLE CT	A	1.0	305.76
062-274-013	1510 CARSON LN	A	1.0	305.76
062-274-015	1015 MAYBELLE CT	A	1.0	305.76
062-274-016	1095 ALICE LN	A	1.0	305.76
062-274-019	1093 BELRIDGE ST	A	1.0	305.76
062-274-020	1083 BELRIDGE ST	A	1.0	305.76
062-274-021	1073 BELRIDGE ST	A	1.0	305.76
062-274-022	1010 MAYBELLE CT	A	1.0	305.76
062-274-023	1020 MAYBELLE CT	A	1.0	305.76
062-274-024	1030 MAYBELLE CT	A	1.0	305.76
062-274-025	1075 ALICE LN	A	1.0	305.76
062-274-026	1085 ALICE LN	A	1.0	305.76
062-274-029	1530 CARSON LN	A	1.0	305.76
062-274-030	1540 CARSON LN	A	1.0	305.76
062-274-031	1123 BELRIDGE ST	A	1.0	305.76
062-274-035	1520 CARSON LN	A	1.0	305.76
062-274-036	1113 BELRIDGE ST	A	1.0	305.76
062-274-037	1115 ALICE LN	A	1.0	305.76
062-275-001	1252 BELRIDGE ST	A	1.0	305.76
062-275-002	1254 BELRIDGE ST	A	1.0	305.76
062-275-003	1256 BELRIDGE ST	A	1.0	305.76
062-275-004	1258 BELRIDGE ST	A	1.0	305.76
062-275-005	1260 BELRIDGE ST	A	1.0	305.76
062-275-006	1262 BELRIDGE ST	A	1.0	305.76
062-275-007	1264 BELRIDGE ST	A	1.0	305.76
062-275-008	1268 BELRIDGE ST	A	1.0	305.76
062-275-009	1270 BELRIDGE ST	A	1.0	305.76
062-275-010	1272 BELRIDGE ST	A	1.0	305.76
062-275-011	1274 BELRIDGE ST	A	1.0	305.76
062-275-012	1390 13TH ST	A	1.0	305.76
062-282-001	1302 16TH ST	A	5.0	1,528.80
062-282-002	1314 16TH ST	A	1.0	305.76
062-282-003	1568 THE PIKE	A	2.0	611.52
062-282-008	1372 16TH ST	A	1.0	305.76
062-282-009	1511 WILMAR AVE	A	1.0	305.76
062-282-011	1376 16TH ST	A	2.0	611.52
062-282-012	1591 WILMAR AVE	A	1.0	305.76
062-282-014	1425 WILMAR AVE	A	1.0	305.76
062-282-015	1451 WILMAR AVE	A	1.0	305.76
062-282-016	1475 WILMAR AVE	A	1.0	305.76

Slight variances may occur due to rounding

South San Luis Obispo County Sanitation District
Wastewater Treatment Service Charge
Final Billing Detail Report for Fiscal Year 2022/23

Assessor's Parcel Number	Address	Land Use	Units	Levy
062-282-017	1410 ISLAND CT	A	1.0	305.76
062-282-018	1420 ISLAND CT	A	1.0	305.76
062-282-019	1430 ISLAND CT	A	1.0	305.76
062-282-020	1440 ISLAND CT	A	1.0	305.76
062-282-021	1450 ISLAND CT	A	1.0	305.76
062-282-022	1460 ISLAND CT	A	1.0	305.76
062-282-023	1470 ISLAND CT	A	1.0	305.76
062-282-024	1480 ISLAND CT	A	1.0	305.76
062-282-025	1475 ISLAND CT	A	1.0	305.76
062-282-026	1465 ISLAND CT	A	1.0	305.76
062-282-027	1455 ISLAND CT	A	1.0	305.76
062-282-028	1445 ISLAND CT	A	1.0	305.76
062-282-029	1405 ISLAND CT	A	1.0	305.76
062-282-030	1388 CREST ST	A	1.0	305.76
062-282-031	1375 WILMAR AVE	A	1.0	305.76
062-282-034	1384 CREST ST	A	1.0	305.76
062-282-035	1380 CREST ST	A	1.0	305.76
062-282-036	1372 CREST ST	A	1.0	305.76
062-282-037	1342 CREST ST	A	1.0	305.76
062-282-038	1360 COVE CT	A	1.0	305.76
062-282-039	1352 COVE CT	A	1.0	305.76
062-282-040	1336 COVE CT	A	1.0	305.76
062-282-041	1335 COVE CT	A	1.0	305.76
062-282-042	1341 COVE CT	A	1.0	305.76
062-282-043	1349 COVE CT	A	1.0	305.76
062-282-044	1304 CREST ST	A	1.0	305.76
062-282-045	1367 COVE CT	A	1.0	305.76
062-282-046	1371 CREST ST	A	1.0	305.76
062-282-047	1365 CREST ST	A	1.0	305.76
062-282-048	1359 CREST ST	A	1.0	305.76
062-282-049	1351 CREST ST	A	1.0	305.76
062-282-050	1343 CREST ST	A	1.0	305.76
062-282-051	1333 CREST ST	A	1.0	305.76
062-282-052	1327 CREST ST	A	1.0	305.76
062-282-053	1317 CREST ST	A	1.0	305.76
062-282-054	1311 CREST ST	A	1.0	305.76
062-282-055	1305 CREST ST	A	1.0	305.76
062-282-056	1560 THE PIKE	A	2.0	611.52
062-282-057	1564 THE PIKE	A	1.0	305.76
062-282-058	1360 CREST ST	A	1.0	305.76
062-282-059	1354 CREST ST	A	1.0	305.76

Slight variances may occur due to rounding

South San Luis Obispo County Sanitation District
Wastewater Treatment Service Charge
Final Billing Detail Report for Fiscal Year 2022/23

Assessor's Parcel Number	Address	Land Use	Units	Levy
062-282-060	1350 CREST ST	A	1.0	305.76
062-282-061	1306 AVENIDA PELICANOS	A	1.0	305.76
062-282-062	1312 AVENIDA PELICANOS	A	1.0	305.76
062-282-063	1318 AVENIDA PELICANOS	A	1.0	305.76
062-282-064	1324 AVENIDA PELICANOS	A	1.0	305.76
062-282-065	1330 AVENIDA PELICANOS	A	1.0	305.76
062-282-066	1336 AVENIDA PELICANOS	A	1.0	305.76
062-282-067	1342 AVENIDA PELICANOS	A	1.0	305.76
062-282-068	1348 AVENIDA PELICANOS	A	1.0	305.76
062-282-069	1345 AVENIDA PELICANOS	A	1.0	305.76
062-282-070	1335 AVENIDA PELICANOS	A	1.0	305.76
062-282-071	1325 AVENIDA PELICANOS	A	1.0	305.76
062-282-072	1315 AVENIDA PELICANOS	A	1.0	305.76
062-282-075	1541 WILMAR AVE	A	1.0	305.76
062-282-076	1551 WILMAR AVE	A	1.0	305.76
062-282-077	1316 16TH ST	A	1.0	305.76
062-282-078	1320 16TH ST	A	1.0	305.76
062-282-079	1330 16TH ST	A	1.0	305.76
062-282-080	1338 16TH ST	A	1.0	305.76
062-282-082	1348 16TH ST	A	1.0	305.76
062-282-083	1350 16TH ST	A	1.0	305.76
062-291-001	1203 PIKE LN	E+10	1.0	414.60
062-291-002	1211 PIKE LN	E	1.0	137.40
062-291-003	1189 PIKE LN	E	16.0	2,198.40
062-291-004	1151 PIKE LN	E	10.0	1,374.00
062-291-005	1131 PIKE LN	E	8.0	1,099.20
062-291-006	1210 PIKE LN	E	6.0	824.40
062-291-007	1180 PIKE LN	E	10.0	1,374.00
062-291-008	1150 PIKE LN	E	6.0	824.40
062-291-009	1130 PIKE LN	E	10.0	1,374.00
062-291-013	1451 S 4TH ST	E	1.0	137.40
062-291-015	1441 S 4TH ST	A	1.0	305.76
062-291-016	1421 S 4TH ST	A	2.0	611.52
062-291-019	1409 S 4TH ST	A	1.0	305.76
062-291-020	1411 S 4TH ST	A	1.0	305.76
062-291-021	1415 S 4TH ST	A	1.0	305.76
062-291-022	1407 S 4TH ST	A	1.0	305.76
062-291-023	4TH	A	1.0	305.76
062-291-024	1405 S 4TH ST	A	1.0	305.76
062-291-025	1417 S 4TH ST	A	1.0	305.76
062-291-026	1399 S 4TH ST	E	1.0	137.40

Slight variances may occur due to rounding

South San Luis Obispo County Sanitation District
Wastewater Treatment Service Charge
Final Billing Detail Report for Fiscal Year 2022/23

Assessor's Parcel Number	Address	Land Use	Units	Levy
062-291-027	1387 S 4TH ST	A	2.0	611.52
062-291-028	1381 S 4TH ST	A	1.0	305.76
062-291-029	1371 S 4TH ST	A	2.0	611.52
062-291-030	1351 S 4TH ST	A	1.0	305.76
062-291-031	1311 S 4TH ST	A	1.0	305.76
062-291-032	1440 S 4TH ST	A	1.0	305.76
062-291-033	1102 PIKE LN	E	1.0	137.40
062-291-035	1101 PIKE LN	E	8.0	1,099.20
062-291-038	1425 S 4TH ST	E	1.0	137.40
062-303-001	1671 S ELM ST	A	1.0	305.76
062-303-002	1681 S ELM ST	A	1.0	305.76
062-303-003	2635 GRELL LN	A	1.0	305.76
062-303-004	2655 GRELL LN	A	1.0	305.76
062-303-005	2695 GRELL LN	A	1.0	305.76
062-303-006	2725 GRELL LN	A	1.0	305.76
062-303-007	2620 GRELL LN	A	1.0	305.76
062-303-016	2740 GRELL LN	A	1.0	305.76
062-303-017	2765 GRELL LN	A	1.0	305.76
062-303-018	2600 CHRISTMAS TREE PL	A	1.0	305.76
062-303-019	2650 CHRISTMAS TREE PL	A	1.0	305.76
062-303-020	1740 PEACOCK PL	A	1.0	305.76
062-303-021	1730 PEACOCK PL	A	1.0	305.76
062-303-024	1745 ROCHELLE WAY	A	2.0	611.52
062-303-026	1697 TIERRA NUEVA LN	A	2.0	611.52
062-303-027	1697 TIERRA NUEVA LN	A	1.0	305.76
062-303-028	1712 TIERRA NUEVA LN	A	1.0	305.76
062-303-029	1714 TIERRA NUEVA LN	A	1.0	305.76
062-303-030	1716 TIERRA NUEVA LN	A	1.0	305.76
062-303-031	1718 TIERRA NUEVA LN	A	1.0	305.76
062-303-032	1722 TIERRA NUEVA LN	A	1.0	305.76
062-303-033	1726 TIERRA NUEVA LN	A	1.0	305.76
062-303-034	1728 TIERRA NUEVA LN	A	1.0	305.76
062-303-035	1732 TIERRA NUEVA LN	A	1.0	305.76
062-303-036	1734 TIERRA NUEVA LN	A	1.0	305.76
062-303-037	1736 TIERRA NUEVA LN	A	1.0	305.76
062-303-038	1738 TIERRA NUEVA LN	A	1.0	305.76
062-303-039	1742 TIERRA NUEVA LN	A	1.0	305.76
062-303-040	1744 TIERRA NUEVA LN	A	1.0	305.76
062-303-041	1746 TIERRA NUEVA LN	A	1.0	305.76
062-303-042	1748 TIERRA NUEVA LN	A	1.0	305.76
062-303-043	1752 TIERRA NUEVA LN	A	1.0	305.76

Slight variances may occur due to rounding

South San Luis Obispo County Sanitation District
Wastewater Treatment Service Charge
Final Billing Detail Report for Fiscal Year 2022/23

Assessor's Parcel Number	Address	Land Use	Units	Levy
062-303-044	1754 TIERRA NUEVA LN	A	1.0	305.76
062-303-045	1756 TIERRA NUEVA LN	A	1.0	305.76
062-303-046	1758 TIERRA NUEVA LN	A	1.0	305.76
062-303-047	1762 TIERRA NUEVA LN	A	1.0	305.76
062-303-049	1766 TIERRA NUEVA LN	A	1.0	305.76
062-303-050	1768 TIERRA NUEVA LN	A	1.0	305.76
062-303-051	1772 TIERRA NUEVA LN	A	1.0	305.76
062-303-052	1774 TIERRA NUEVA LN	A	1.0	305.76
062-303-053	1776 TIERRA NUEVA LN	A	1.0	305.76
062-303-054	1778 TIERRA NUEVA LN	A	1.0	305.76
062-303-058	2795 CHRISTMAS TREE PL	A	1.0	305.76
062-303-060	1785 PEACOCK PL	A	1.0	305.76
062-303-064	2640 GRELL LN	A	1.0	305.76
062-303-065	2660 GRELL LN	A	1.0	305.76
062-303-066	2680 GRELL LN	A	2.0	611.52
062-303-068	2725 CHRISTMAS TREE PL	A	1.0	305.76
062-303-069	1775 ROCHELLE WAY	A	2.0	611.52
062-303-075	1764 TIERRA NUEVA LN	A	1.0	305.76
062-303-077	2695 CHRISTMAS TREE PL	A	2.0	611.52
062-303-078	1770 ROCHELLE WAY	A	1.0	305.76
062-303-079	1760 ROCHELLE WAY	A	1.0	305.76
062-303-080	1750 ROCHELLE WAY	A	1.0	305.76
062-303-081	1740 ROCHELLE WAY	A	1.0	305.76
062-303-082	2690 GRELL LN	A	1.0	305.76
062-303-083	2700 GRELL LN	A	1.0	305.76
062-303-085	2716 GRELL LN	A	1.0	305.76
062-303-086	2710 GRELL LN	A	1.0	305.76
062-304-001	2709 ERICA CT	A	1.0	305.76
062-304-002	2715 ERICA CT	A	1.0	305.76
062-304-003	2725 ERICA CT	A	1.0	305.76
062-304-004	2735 ERICA CT	A	1.0	305.76
062-304-005	2745 ERICA CT	A	1.0	305.76
062-304-006	2755 ERICA CT	A	1.0	305.76
062-304-007	2765 ERICA CT	A	1.0	305.76
062-304-008	2775 ERICA CT	A	1.0	305.76
062-304-009	2785 ERICA CT	A	1.0	305.76
062-304-010	2795 ERICA CT	A	1.0	305.76
062-304-011	2796 ERICA CT	A	1.0	305.76
062-304-012	2770 ERICA CT	A	1.0	305.76
062-304-013	1950 TIERRA NUEVA ST	A	1.0	305.76
062-304-014	2710 ERICA CT	A	1.0	305.76

Slight variances may occur due to rounding

South San Luis Obispo County Sanitation District
Wastewater Treatment Service Charge
Final Billing Detail Report for Fiscal Year 2022/23

Assessor's Parcel Number	Address	Land Use	Units	Levy
062-304-015	2708 ERICA CT	A	1.0	305.76
062-304-019	2788 CHRISTMAS TREE PL	A	1.0	305.76
062-304-020	1828 VIA ARTURO	A	1.0	305.76
062-304-021	1832 VIA ARTURO	A	1.0	305.76
062-304-022	1846 VIA ARTURO	A	1.0	305.76
062-304-023	1860 VIA ARTURO	A	1.0	305.76
062-304-024	1848 TIERRA NUEVA LN	A	1.0	305.76
062-304-025	1832 TIERRA NUEVA LN	A	1.0	305.76
062-304-026	1875 VIA ARTURO	A	1.0	305.76
062-304-027	2790 CHRISTMAS TREE PL	A	1.0	305.76
062-304-028	2792 CHRISTMAS TREE PL	A	1.0	305.76
062-304-029	1828 TIERRA NUEVA LN	A	1.0	305.76
062-305-001	1860 CASITAS ST	A	1.0	305.76
062-305-002	1850 CASITAS ST	A	1.0	305.76
062-305-003	1890 CASITAS ST	A	1.0	305.76
062-305-004	1880 CASITAS ST	A	1.0	305.76
062-305-005	1900 CASITAS ST	A	1.0	305.76
062-305-006	1910 CASITAS ST	A	1.0	305.76
062-305-007	1920 CASITAS ST	A	1.0	305.76
062-305-008	1950 CASITAS ST	A	1.0	305.76
062-305-009	2000 CASITAS ST	A	1.0	305.76
062-305-010	1980 CASITAS ST	A	1.0	305.76
062-305-012	1895 CASITAS ST	A	1.0	305.76
062-305-013	1905 CASITAS ST	A	1.0	305.76
062-305-015	1999 CASITAS ST	A	1.0	305.76
062-305-017	1955 ST NICKS PL	A	1.0	305.76
062-305-018	1975 ST NICKS PL	A	1.0	305.76
062-305-019	1995 ST NICKS PL	A	1.0	305.76
062-305-025	2691 CIENAGA ST	A	1.0	305.76
062-305-026	2689 CIENAGA ST	A	1.0	305.76
062-305-027	2719 CIENAGA ST	A	2.0	611.52
062-305-028	2721 CIENAGA ST	A	1.0	305.76
062-305-031	1835 MELODY LN	A	1.0	305.76
062-305-032	1855 MELODY LN	A	1.0	305.76
062-305-033	1875 MELODY LN	A	1.0	305.76
062-305-034	1895 MELODY LN	A	1.0	305.76
062-305-037	1995 HENDERSON LN	A	1.0	305.76
062-305-038	1975 HENDERSON LN	A	1.0	305.76
062-305-039	1955 HENDERSON LN	A	1.0	305.76
062-305-040	1935 HENDERSON LN	A	1.0	305.76
062-305-041	1915 HENDERSON LN	A	1.0	305.76

Slight variances may occur due to rounding

South San Luis Obispo County Sanitation District
Wastewater Treatment Service Charge
Final Billing Detail Report for Fiscal Year 2022/23

Assessor's Parcel Number	Address	Land Use	Units	Levy
062-305-042	1910 HENDERSON LN	A	1.0	305.76
062-305-043	1930 HENDERSON LN	A	1.0	305.76
062-305-045	1970 HENDERSON LN	A	1.0	305.76
062-305-046	1990 HENDERSON LN	A	1.0	305.76
062-305-048	1840 TODOS SANTOS CT	A	1.0	305.76
062-305-049	1860 TODOS SANTOS CT	A	1.0	305.76
062-305-053	1880 TODOS SANTOS CT	A	1.0	305.76
062-305-054	1890 TODOS SANTOS CT	A	1.0	305.76
062-305-057	1895 TODOS SANTOS CT	A	1.0	305.76
062-305-064	1898 TODOS SANTOS CT	A	1.0	305.76
062-305-066	1865 TODOS SANTOS CT	A	1.0	305.76
062-305-067	1845 TODOS SANTOS CT	A	1.0	305.76
062-305-068	2680 CHRISTMAS TREE PL	A	1.0	305.76
062-305-069	1820 TODOS SANTOS CT	A	1.0	305.76
062-305-070	2700 CHRISTMAS TREE PL	A	1.0	305.76
062-305-071	2702 CHRISTMAS TREE PL	A	1.0	305.76
062-305-072	1815 MELODY LN	A	1.0	305.76
062-305-073	1855 CASITAS ST	A	1.0	305.76
062-305-074	1885 CASITAS ST	A	1.0	305.76
062-305-075	1875 CASITAS ST	A	1.0	305.76
062-305-076	2649 CIENAGA ST	A	1.0	305.76
062-305-077	2679 CIENAGA ST	A	1.0	305.76
062-305-078	1955 CASITAS ST	A	1.0	305.76
062-305-079	1945 CASITAS ST	A	1.0	305.76
062-321-004	1585 S ELM ST	A	1.0	305.76
062-321-006	1597 S ELM ST	A	2.0	611.52
062-321-047	937 THE PIKE	A	1.0	305.76
075-031-016	1111 S HALCYON RD	A	1.0	305.76
075-032-015	2700 CIENAGA ST	P	120.0	22,046.40
075-042-032	2850 PEACEFUL POINT WAY	A	4.0	1,223.04
077-331-001	2590 PAUL PL	A	1.0	305.76
077-331-002	2570 PAUL PL	A	1.0	305.76
077-331-003	2568 PAUL PL	A	1.0	305.76
077-331-004	2564 PAUL PL	A	1.0	305.76
077-331-005	2558 PAUL PL	A	1.0	305.76
077-331-006	2550 PAUL PL	A	1.0	305.76
077-331-007	2544 PAUL PL	A	1.0	305.76
077-331-008	795 PAUL PL	A	1.0	305.76
077-331-009	791 PAUL PL	A	1.0	305.76
077-331-010	781 PAUL PL	A	1.0	305.76
077-331-011	771 PAUL PL	A	1.0	305.76

Slight variances may occur due to rounding

South San Luis Obispo County Sanitation District
Wastewater Treatment Service Charge
Final Billing Detail Report for Fiscal Year 2022/23

Assessor's Parcel Number	Address	Land Use	Units	Levy
077-331-012	761 PAUL PL	A	1.0	305.76
077-331-013	751 PAUL PL	A	1.0	305.76
077-331-014	741 PAUL PL	A	1.0	305.76
077-331-015	731 PAUL PL	A	1.0	305.76
077-331-016	721 PAUL PL	A	1.0	305.76
077-331-017	711 PAUL PL	A	1.0	305.76
077-331-018	701 PAUL PL	A	1.0	305.76
077-332-002	721 S ELM ST	A	1.0	305.76
077-332-003	731 S ELM ST	A	1.0	305.76
077-332-004	741 S ELM ST	A	1.0	305.76
077-332-005	751 S ELM ST	A	1.0	305.76
077-332-006	761 S ELM ST	A	1.0	305.76
077-332-007	2575 PAUL PL	A	1.0	305.76
077-332-008	2569 PAUL PL	A	1.0	305.76
077-332-009	2557 PAUL PL	A	1.0	305.76
077-332-010	2551 PAUL PL	A	1.0	305.76
077-332-011	1231 RUSS CT	A	1.0	305.76
077-332-012	1221 RUSS CT	A	1.0	305.76
077-332-013	1211 RUSS CT	A	1.0	305.76
077-332-014	1201 RUSS CT	A	1.0	305.76
077-332-015	1200 RUSS CT	A	1.0	305.76
077-332-016	1210 RUSS CT	A	1.0	305.76
077-332-017	1220 RUSS CT	A	1.0	305.76
077-332-018	1230 RUSS CT	A	1.0	305.76
077-332-019	730 PAUL PL	A	1.0	305.76
077-332-020	720 PAUL PL	A	1.0	305.76
077-332-021	710 PAUL PL	A	1.0	305.76
077-332-022	700 PAUL PL	A	1.0	305.76
077-332-024	701 S ELM ST	E	1.0	137.40
2,079 Accounts			3,764.0	\$995,663.52
2,079 Total Accounts			3,764.0	\$995,663.52

Slight variances may occur due to rounding



SOUTH SAN LUIS OBISPO COUNTY SANITATION DISTRICT

Post Office Box 339, Oceano, California 93475-0339
1600 Aloha, Oceano, California 93445-9735
Telephone (805) 489-6666 FAX (805) 489-2765
www.sslocsd.org

STAFF REPORT

Date: June 1, 2022
To: Board of Directors
From: Jeremy Ghent, District Administrator
Subject: **PUBLIC HEARING AND ADOPTION OF RESOLUTION NO. 2022-443
APPROVING BUDGET FOR FISCAL YEAR 2022-23**

RECOMMENDATIONS:

1. Review the Budget for Fiscal Year 2022/23;
2. Open the Public Hearing to receive public input regarding the adoption of the Budget for Fiscal Year 2022/23;
3. Close the Public Hearing and direct revisions, if any, be incorporated into the Budget for Fiscal Year 2022/23; and
4. Adopt Resolution No. 2022-443 approving the Budget for Fiscal Year 2022/23.

BACKGROUND and DISCUSSION:

On May 18, 2022, the Board reviewed and discussed the Draft Budget for Fiscal Year (FY) 2022/23. No changes or modifications were requested by the Board.

Proposed Budget

Using past experience and professional judgement, the budget for FY 2022/23 was prepared using conservative estimates and assumptions, mindful of the need to operate the facility in a safe, cost effective, efficient manner while complying with applicable federal, state and local requirements.

The District Budget for FY 2022/23 is attached. This budget covers the period of July 1, 2022, through June 30, 2023. The budget will meet the operational, maintenance and capital needs of the District, including funding the FY 2022/23 costs for the Redundancy Project.

District Cash Reserves

The District Reserve Policy currently requires that the District maintain a minimum operating (Fund 19) reserve valued at 10% of the annual costs of operation and maintenance. The District currently has a Fund 19 Operating reserve of \$8,137,588 or 166.5% of Annual Operating costs. The Operating Reserve is separate from the funds in the Capital Accounts.

The Fund 20 Capital Expansion Fund holds the Bond, LAIF, and interim USDA funding for the Redundancy Project. Tabulated below are summary values of the District's reserves for Operating, Capital Expansion and Capital Replacement.

	19-Operating	20-Capital Expansion	26-Capital Replacement	Total
Available Cash Reserves	\$ 8,137,588	\$ 15,885,797	\$ 584,365	\$ 24,607,750
Reserve % of Operating	166.5%	N/A	N/A	N/A
\$ Above Reserve Policy	\$ 7,648,973	N/A	N/A	N/A

The FY 2022/23 will see the majority of the \$15,885,797 holdings in Fund 20 consumed for completion of the Redundancy project.

The proposed FY 2022/23 budget leaves the \$8,137,588 of District Reserves untouched and available for unforeseen emergencies and future needs.

Consolidated Budget

	Fund 19 Operating Fund	Fund 20 Expansion Fund	Fund 26 Replacement Fund	Proposed Budget FY 2022/23
Revenues				
Service Charges and Fees	5,666,700	-	-	5,666,700
Connection Fees	-	76,000	-	76,000
Interest	100,000	6,000	-	106,000
Use of Redundancy Funding	-	15,600,000	-	15,600,000
Brine Revenue	97,000	-	-	97,000
Total Revenues	5,863,700	15,682,000	-	21,545,700
Expenditures & Other Uses				
Operating Expenditures				
Salaries and Wages	981,000	-	-	981,000
Employee Benefits and Other Personnel Costs	592,000	-	-	592,000
Permits, Fees and Licenses	64,000	-	-	64,000
Communications	17,000	-	-	17,000
Administrative Costs	271,000	-	-	271,000
Legal Costs	60,000	-	-	60,000
Engineering	150,000	-	-	150,000
Coastal Hazards & Monitoring	60,000	-	-	60,000
LAFCO Budget Share	18,000	-	-	18,000
Zone 1/1A Agreement	34,000	-	-	34,000
Agency Billing	64,000	-	-	64,000
Disposal Services	63,000	-	-	63,000
Utilities	372,000	-	-	372,000
Maintenance, Tools & Replacements	387,500	-	-	387,500
Materials, Services and Supplies	425,000	-	-	425,000
Training, Education & Memberships	48,500	-	-	48,500
Total Operating Expenditures	3,607,000	-	-	3,607,000
Total Other Charges				
Debt Service	1,040,500	-	-	1,040,500
Total Other Charges	1,040,500	-	-	1,040,500
Capital Outlay				
Capital Replacement/Maintenance (Fund 26)	-	-	1,020,000	1,020,000
Capital Equipment	13,000	15,865,200	-	15,878,200
Total Capital Outlay	13,000	15,865,200	1,020,000	16,898,200
Other Financing Sources & Uses				
Transfers Out/In Fund 26	1,020,000	-	(1,020,000)	-
Transfers Out/In Fund 20	183,200	(183,200)	-	-
Total Other Financing Sources & Uses	1,203,200	(183,200)	(1,020,000)	-
Total Funding Source	5,863,700	15,682,000	-	21,545,700
Total Expense	5,863,700	15,682,000	-	21,545,700
Net Change (Deficit)	-	-	-	-
				Balanced Budget

Fund 19

Fund 19 revenues are generated from primarily wastewater service charges. Other revenues are generated from brine disposal with minor contributions from lease payments and reimbursements.

Fund 19 supports the following general categories of District operation activities:

Salaries and Wages	Agency Billing
Employee Benefits and Other Personnel Costs	Disposal Services – Solids Handling, Brine Disposal Sampling
Permits, Fees and Licenses	Utilities – Electricity, Gas, Rubbish, Water
Communications	Maintenance, Tools and Replacements – Equipment and Structures Maintenance
Administrative Costs, including Professional Services – Temporary Labor, Advertisements/Recruitment,	Materials, Services and Supplies – Plant Chemicals, Temporary Labor, Fuel, and Safety Supplies
Legal Costs	Training, Education and Memberships – Professional Certificates/Licenses
Engineering	Debt Service
Coastal Hazards Monitoring and Reporting,	New Capital Equipment
LAFCO Budget Share	Transfer out of Fund 19 supports Fund 26 Projects
Zone 1/1A Property Tax	Transfer out of Fund 20 would be the Net Income and is transferred to Fund 20 to be used for the Redundancy Project.

Staffing

The staff roster consists of District Administrator (1), Secretary/Bookkeeper (1), Plant Superintendent (1), Plant Operations Supervisor (1), Plant Senior Operator (1), Laboratory Technician (1), Plant Operator II (4), There are ten (10) full time positions funded in the draft budget. All positions are currently filled.

POSITION	NUMBER	NAMES
District Administrator	1	Ghent
Secretary/Bookkeeper	1	Simpson
Wastewater Plant Superintendent	1	Jones
Laboratory Technician	1	Frost
Wastewater Plant Operations Supv.	1	Arias
Wastewater Plant Senior Operator	1	Jackman
Wastewater Plant Operator (OIT-II)	4	Romhild, De Leon, Rigoni, Musick

Fund 19 cont'

This budget includes the new Plant Operator II that will be necessary as the Redundancy Project progresses. These costs and needs for the additional operator were previously identified and are consistent with the operational expenses included in the adopted rates necessary to build the Redundancy Project.

Fund 20

Fund 20 is the Capital Expansion Fund. This Fund holds the Bond and Interim USDA funding for Construction of the Redundancy Project and receives revenue annually from connection fees. This fund supports capacity, expansion, and studies. FY 2022/23 Budgets for 2 Projects.

- Wastewater Redundancy Project \$13,235,900
- An expenditure of \$75,000 is proposed for expansion of the District's Supervisory Control and Data Acquisition (SCADA)

Fund 26

Fund 26 receives no direct revenue and expenditures are wholly supported by transfers. The draft budget calls for a transfer from Fund 19 (\$1,020,000). This \$1,020,000 in Budget funds capital replacement of \$995,000 and provides an Emergency Equipment Repair Fund of \$25,000.

6-Inch Portable Pump	\$	55,000
ASKO Dishwasher	\$	8,000
CCT Diffuser Installation	\$	200,000
Cogeneration Unit Design	\$	200,000
Emergency Bypass Pump	\$	215,000
Influent Pump Room Ducting	\$	25,000
Maintenance Building Office	\$	200,000
Media Dispenser	\$	2,000
Plant Cart	\$	25,000
Polymer Pumps	\$	50,000
RO System	\$	15,000
		<hr/>
	\$	995,000

CONCLUSION

The FY 2022/23 budget meets all known District operation and maintenance needs, maintains District Reserves, funds the FY 2022/23 capital costs including the FY 2022/23 costs of construction for the Redundancy Project.

Attachments:

Budget for 2022/23 Fiscal Year

*South San Luis Obispo County Sanitation
District*

BUDGET

2022-23 Fiscal Year

**MEMBERS OF THE
BOARD OF DIRECTORS:**

Jeff Lee – Chair
Karen White – Vice Chair
Caren Ray Russom – Director

South San Luis Obispo County Sanitation District

PO Box 339
1600 Aloha Place
Oceano, CA 93445-9735

(805) 489-6666 Operations
(805) 481-6903 Business Office
(805) 489-2765 Fax

Table of Contents

Resolution Adopting the 2022-23 Fiscal Year Budget, (2022-443)	3
Notice of Public Hearing	5
Table of Organization	6
Accounting Funds	7
Consolidated Budget	8
Cash and Reserve Summary	9
Operating Fund 19	
Fund 19 Consolidated Budget	11
Fund 19 FY 2022-23 Budget Allocations	12
Fund 19 Cash Balance History	14
Ordinance Establishing Monthly Service Charges, (2016-01)	16
Expansion Fund 20	
Fund 20 Consolidated Budget	21
Fund 20 FY 2022-23 Budget Allocations	22
Fund 20 Cash Balance History	23
Memorandum Re: Use of Fund 20 dated 05/17/2016	24
Replacement Fund 26	
Fund 26 Consolidated Budget	27
Fund 26 FY 2022-23 Budget Allocations	28
Fund 26 Capital Replacement/Maintenance	29
Fund 26 Cash Balance History	30
Reserve Policy	32
Investment Policy	35
Purchasing Policy	40

RESOLUTION NO. 2022-443

**A RESOLUTION OF THE BOARD OF DIRECTORS OF THE SOUTH SAN LUIS OBISPO
COUNTY SANITATION DISTRICT
ADOPTING THE 2022-23 FISCAL YEAR BUDGET**

WHEREAS, The District is required, pursuant to State codes, to designate a financial budget for its expenditures and revenues; and

WHEREAS, such budgeting requires that proper methods be used for the acquisition and disbursements of District monies; and

WHEREAS, the District desires to make known its planned activities and associated costs for the 2022-23 Fiscal Year.

NOW, THEREFORE, BE IT RESOLVED, DETERMINED, AND ORDERED by the Board of Directors, South San Luis Obispo County Sanitation District, San Luis Obispo County, California, as follows:

That the proposed budget titled, "South San Luis Obispo County Sanitation District, Fiscal Year Budget 2022-23 be adopted.

That the final budget be administered as established by past policies and practices.

PASSED AND ADOPTED at a Public Hearing held during the regular meeting of the South San Luis Obispo County Sanitation District on June 1, 2022.

Upon motion of Director _____ and seconded by Director _____ and on the following roll call vote to wit:

AYES:
NOES:
ABSENT:
CONFLICTS:

Resolution 2022-443

CERTIFICATION:

I do hereby certify that the foregoing is a full, true, and correct copy of a resolution duly and regularly adopted at a meeting of the South San Luis Obispo County Sanitation District held June 1, 2022.

**CHAIR OF THE BOARD OF DIRECTORS
SOUTH SAN LUIS OBISPO COUNTY SANITATION DISTRICT**

ATTEST:

DISTRICT SECRETARY

APPROVED AS TO FORM:

BY:_____
DISTRICT COUNSEL

APPROVED AS TO CONTENT:

BY:_____
**JEREMY GHENT,
DISTRICT ADMINISTRATOR**

**NOTICE OF PUBLIC HEARING
SOUTH SAN LUIS OBISPO COUNTY
SANITATION DISTRICT
ADOPTION OF FISCAL YEAR 2022-2023 BUDGET**

DATE: June 1, 2022
TIME: 6:00 p.m.
PLACE: Arroyo Grande Council Chambers
215 E. Branch Street,
Arroyo Grande CA

PLEASE TAKE NOTICE:

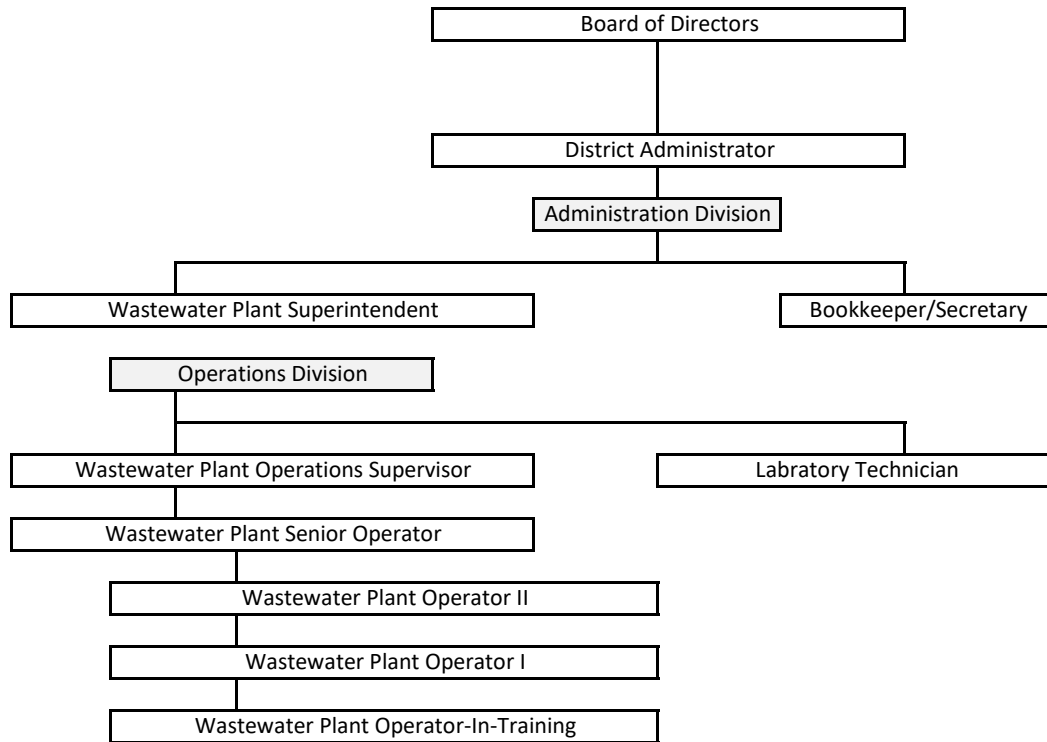
1. The District Administrator has prepared a proposed final Budget, which is available for inspection, during regular business hours, 7:30 a.m. to 4:00 p.m., Monday through Friday, at the District Office located at 1600 Aloha Place, Oceano, California.

At 6:00 p.m., on June 1, 2022, South San Luis Obispo County Sanitation District Board of Directors will meet to consider and to adopt the final Fiscal Year 2022-2023 Budget.

2. At the time and place specified in this Notice, any person may appear to be heard regarding any item in the Budget or regarding the addition of any other items.
3. The hearing on the Budget may be continued if necessary.

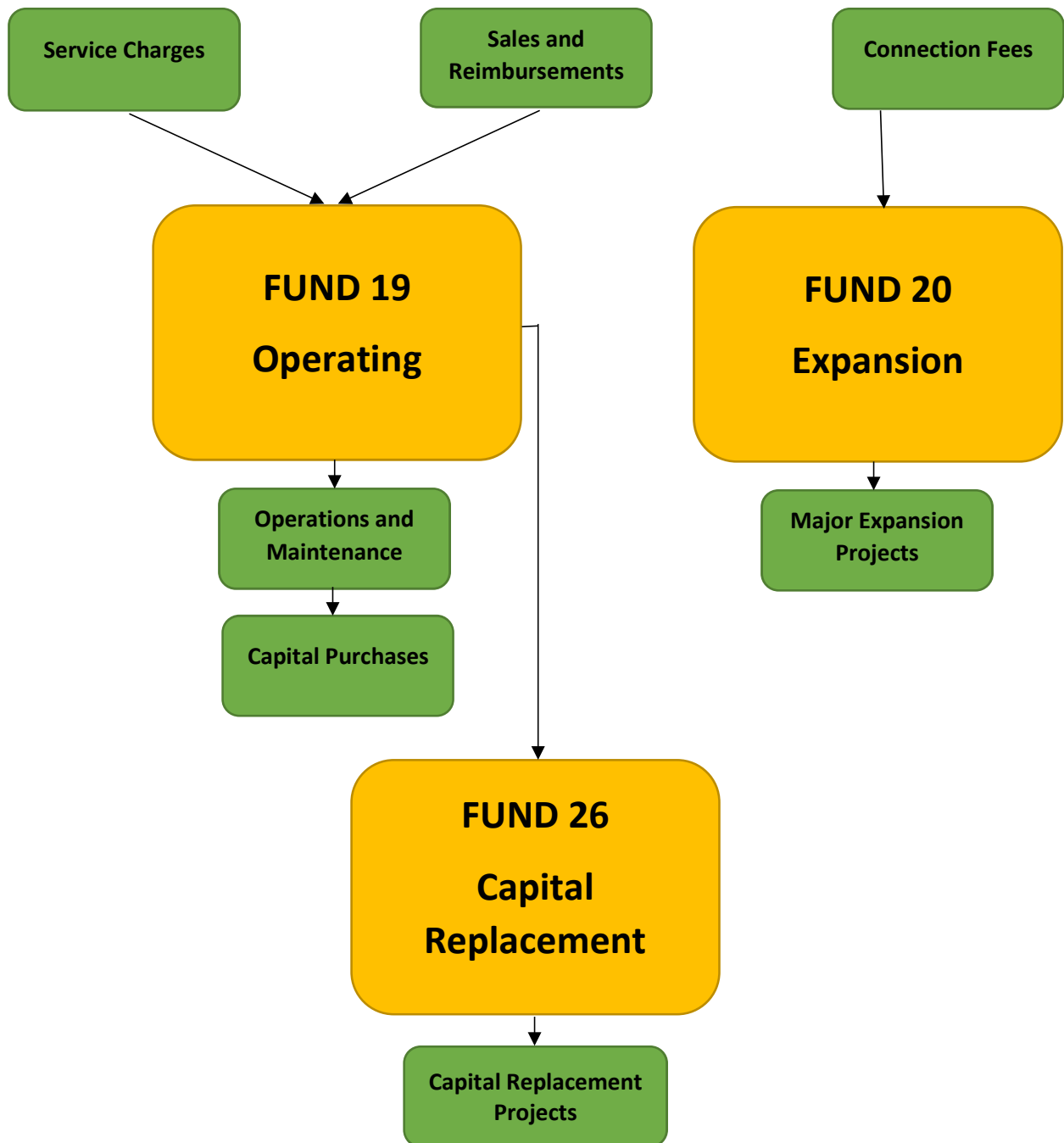
If you should have questions related to the Budget, please contact Amy Simpson, District Bookkeeper/Secretary, at (805) 481-6903.

SOUTH SAN LUIS OBISPO COUNTY SANITATION DISTRICT



South San Luis Obispo County Sanitation District

Accounting Funds



		Fund 19 Operating Fund	Fund 20 Expansion Fund	Fund 26 Replacement Fund	Proposed Budget FY 2022/23
Revenues					
Service Charges and Fees		5,666,700	-	-	5,666,700
Connection Fees		-	76,000	-	76,000
Interest		100,000	6,000	-	106,000
Use of Redundancy Funding		-	15,600,000	-	15,600,000
Brine Revenue		97,000	-	-	97,000
Total Revenues		5,863,700	15,682,000	-	21,545,700
Expenditures & Other Uses					
Operating Expenditures					
Salaries and Wages		981,000	-	-	981,000
Employee Benefits and Other Personnel Costs		592,000	-	-	592,000
Permits, Fees and Licenses		64,000	-	-	64,000
Communications		17,000	-	-	17,000
Administrative Costs		271,000	-	-	271,000
Legal Costs		60,000	-	-	60,000
Engineering		150,000	-	-	150,000
Coastal Hazards & Monitoring		60,000	-	-	60,000
LAFCO Budget Share		18,000	-	-	18,000
Zone 1/1A Agreement		34,000	-	-	34,000
Agency Billing		64,000	-	-	64,000
Disposal Services		63,000	-	-	63,000
Utilities		372,000	-	-	372,000
Maintenance, Tools & Replacements		387,500	-	-	387,500
Materials, Services and Supplies		425,000	-	-	425,000
Training, Education & Memberships		48,500	-	-	48,500
Total Operating Expenditures		3,607,000	-	-	3,607,000
Total Other Charges					
Debt Service		1,040,500	-	-	1,040,500
Total Other Charges		1,040,500	-	-	1,040,500
Capital Outlay					
Capital Replacement/Maintenance (Fund 26)		-	-	1,020,000	1,020,000
Capital Equipment		13,000	15,865,200	-	15,878,200
Total Capital Outlay		13,000	15,865,200	1,020,000	16,898,200
Other Financing Sources & Uses					
Transfers Out/In Fund 26		1,020,000	-	(1,020,000)	-
Transfers Out/In Fund 20		183,200	(183,200)	-	-
Total Other Financing Sources & Uses		1,203,200	(183,200)	(1,020,000)	-
Total Funding Source		5,863,700	15,682,000	-	21,545,700
Total Expense		5,863,700	15,682,000	-	21,545,700
Net Change (Deficit)		-	-	-	-

CASH AND RESERVE SUMMARY

	19-Operating	20-Capital Expansion	26-Capital Replacement	Total
Available Cash Reserves	\$ 8,137,588	\$ 15,885,797	\$ 584,365	\$ 24,607,750
Reserve % of Operating	166.5%	N/A	N/A	N/A
\$ Above Reserve Policy	\$ 7,648,973	N/A	N/A	N/A

Operating Fund 19

Provides for routine daily operations, as well as funding transfers for major maintenance and capital purchases. Primarily funded by user service fees.

		Fund 19 Operating Fund	Fund 20 Expansion Fund	Fund 26 Replacement Fund	Proposed Budget FY 2022/23
Revenues					
Service Charges and Fees		5,666,700	-	-	5,666,700
Connection Fees		-	76,000	-	76,000
Interest		100,000	6,000	-	106,000
Use of Redundancy Funding		-	15,600,000	-	15,600,000
Brine Revenue		97,000	-	-	97,000
Total Revenues		5,863,700	15,682,000	-	21,545,700
Expenditures & Other Uses					
Operating Expenditures					
Salaries and Wages		981,000	-	-	981,000
Employee Benefits and Other Personnel Costs		592,000	-	-	592,000
Permits, Fees and Licenses		64,000	-	-	64,000
Communications		17,000	-	-	17,000
Administrative Costs		271,000	-	-	271,000
Legal Costs		60,000	-	-	60,000
Engineering		150,000	-	-	150,000
Coastal Hazards & Monitoring		60,000	-	-	60,000
LAFCO Budget Share		18,000	-	-	18,000
Zone 1/1A Agreement		34,000	-	-	34,000
Agency Billing		64,000	-	-	64,000
Disposal Services		63,000	-	-	63,000
Utilities		372,000	-	-	372,000
Maintenance, Tools & Replacements		387,500	-	-	387,500
Materials, Services and Supplies		425,000	-	-	425,000
Training, Education & Memberships		48,500	-	-	48,500
Total Operating Expenditures		3,607,000	-	-	3,607,000
Total Other Charges					
Debt Service		1,040,500	-	-	1,040,500
Total Other Charges		1,040,500	-	-	1,040,500
Capital Outlay					
Capital Replacement/Maintenance (Fund 26)		-	-	1,020,000	1,020,000
Capital Equipment		13,000	15,865,200	-	15,878,200
Total Capital Outlay		13,000	15,865,200	1,020,000	16,898,200
Other Financing Sources & Uses					
Transfers Out/In Fund 26		1,020,000	-	(1,020,000)	-
Transfers Out/In Fund 20		183,200	(183,200)	-	-
Total Other Financing Sources & Uses		1,203,200	(183,200)	(1,020,000)	-
Total Funding Source					
Total Funding Source		5,863,700	15,682,000	-	21,545,700
Total Expense					
Total Expense		5,863,700	15,682,000	-	21,545,700
Net Change (Deficit)		-	-	-	-

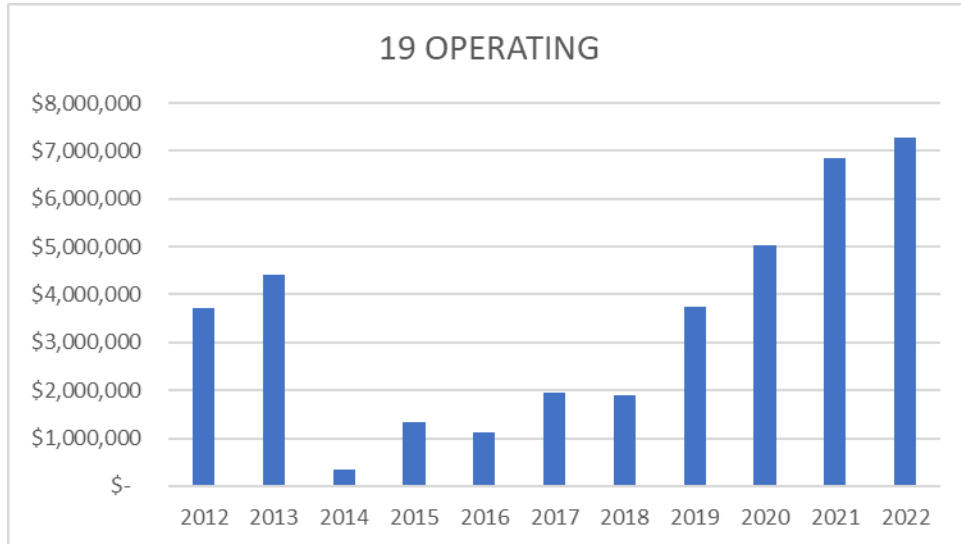
OPERATING FUND BUDGET ALLOCATIONS

	Adopted Budget FY 2021-22	Proposed Budget FY 2022-23
REVENUE		
19-4015 Arroyo Grande Services	\$ 2,650,000	\$ 2,663,000
19-4022 Grover Beach Services	\$ 1,940,000	\$ 1,960,000
19-4035 Oceano Services	\$ 990,800	\$ 995,700
19-4040 Other Service Income	\$ 20,000	\$ 8,000
19-4045 School Services	\$ 40,000	\$ 40,000
19-4050 Brine Disposal Service	\$ 132,000	\$ 97,000
19-5015 Interest	\$ 142,000	\$ 100,000
REVENUE TOTALS	\$ 5,914,800	\$ 5,863,700
PERSONNEL EXPENSES		
19-6030 Plant Operators	\$ 645,000	\$ 728,000
19-6040 Secretary/Bookkeeper	\$ 73,000	\$ 75,000
19-6045 District Administrator	\$ 186,000	\$ 178,000
19-6010 Medical Insurance	\$ 229,000	\$ 229,000
19-6025 Dental Insurance	\$ 10,000	\$ 10,000
19-6030 Life Insurance	\$ 1,000	\$ 1,000
19-6050 S.S. & Medicare	\$ 69,000	\$ 75,100
19-6055 State Disability Insure	\$ 4,500	\$ 5,400
19-6060 State Retirement	\$ 90,000	\$ 117,800
19-6065 Unfunded Liability	\$ 111,000	\$ 121,200
19-6075 Medical Reimbursement	\$ 6,600	\$ 6,500
19-6080 Workers Compensation	\$ 23,000	\$ 23,000
19-6095 Unemployment Reimburse	\$ 3,000	\$ 3,000
19-6090 Payroll Process Fee	\$ 3,600	\$ 4,000
PERSONNEL TOTALS	\$ 1,454,700	\$ 1,577,000
OPERATING EXPENSES		
19-7068 Permits/Fees/License	\$ 60,000	\$ 60,000
19-7011 Communications	\$ 5,000	\$ 3,500
19-7013 Communications-Telephone	\$ 9,000	\$ 9,000
19-7014 Communications-Cell	\$ 4,500	\$ 4,500
19-7082 Prof. Serv.-Comp. Support	\$ 25,000	\$ 25,000
19-7005 Advert/Legal&Recruit	\$ 8,000	\$ 8,000
19-7020 Coastal Hazard Monitoring	\$ 60,000	\$ 60,000
19-7043 Ins, Liability/Auto	\$ 55,000	\$ 62,000
19-7062 Prof Serv.-Electrician	\$ 5,000	\$ 6,000
19-7065 Public Outreach	\$ 5,000	\$ 2,500
19-7069 LAFCO Budget Share	\$ 20,000	\$ 18,000
19-7070 Prof Serv -Out.Counsel	\$ 20,000	\$ 20,000
19-7071 Prof Serv-Attorney Fee	\$ 50,000	\$ 40,000
19-7072 Prof Serv - Auditing	\$ 18,000	\$ 18,000
19-7073 Prof Serv - AG Billing	\$ 26,000	\$ 28,000
19-7074 Prof Serv - Oceano Com	\$ 12,000	\$ 12,000
19-7075 Prof Serv - Brd Member	\$ 4,500	\$ 4,500
19-7076 Prof Serv- H R Service	\$ 10,000	\$ 10,000
19-7077 Prof Serv-Engineering	\$ 150,000	\$ 150,000
19-7078 Prof Serv-Chem Analysis	\$ 50,000	\$ 100,000
19-7079 Prof Serv-Records Mngmt	\$ 4,000	\$ 4,000
19-7095 Zone 1/1A Agreement	\$ 34,000	\$ 34,000
19-7080 Prof Serv - AGP Video	\$ 11,000	\$ 11,000
19-7081 Prof Serv-GB Bill	\$ 24,000	\$ 24,000
19-7083 Prof Serv-Fiscal Serv.	\$ 15,000	\$ 15,000
19-7088 Prof Serv-Strat Planning	\$ 5,000	\$ 5,000
19-7085 Solids Handling	\$ 60,000	\$ 60,000
19-7086 Brine Disposal Sampling	\$ 2,500	\$ 3,000
19-7091 Util-Elec	\$ 200,000	\$ 300,000
19-7092 Util-Gas	\$ 36,000	\$ 45,000
19-7093 Util-Rubbish	\$ 22,000	\$ 22,000
19-7094 Util-Water	\$ 3,000	\$ 5,000
19-8079 Transfer to Replacement	\$ 769,000	\$ 1,020,000
Interest Expense Debt Service	\$ 790,956	\$ 1,040,500
OPERATING TOTALS	\$ 2,573,456	\$ 3,229,500

OPERATING FUND BUDGET ALLOCATIONS

	Adopted Budget FY 2021-22	Proposed Budget FY 2022-23
MATERIALS AND SUPPLIES EXPENSES		
19-8030 Equipment Maint-Reg	\$ 175,000	\$ 175,000
19-8032 Automotive Maint	\$ 2,500	\$ 2,500
19-8060 Structure Maint-Reg	\$ 20,000	\$ 20,000
19-8015 Trunk Sewer Maintenance	\$ 150,000	\$ 150,000
19-7060 Ocean Outfall Maintenance		\$ 40,000
19-8056 Safety Supplies	\$ 8,000	\$ 12,000
19-6035 Student Interns	\$ 5,000	\$ -
19-6085 Temp Labor Service	\$ -	\$ 5,000
19-7025 Employee Uniforms	\$ 19,500	\$ 20,000
19-7032 Equip Rental Other	\$ 5,000	\$ 5,000
19-8020 Gas & Oil	\$ 6,000	\$ 5,000
19-8035 Admin Building Expense	\$ 3,000	\$ 4,000
19-8040 Lab Supplies	\$ 15,000	\$ 35,000
19-8045 Office Supplies&Exp	\$ 6,500	\$ 6,500
19-8050 Plant Chemicals	\$ 310,000	\$ 325,000
19-7015 Off. Equip/Computer/GIS	\$ 9,000	\$ 7,500
19-7050 Memberships	\$ 16,000	\$ 16,000
19-7055 Prof. Certs/Licenses	\$ 2,500	\$ 2,500
19-7067 Training/Conferences	\$ 30,000	\$ 30,000
MATERIALS AND SUPPLIES TOTALS	\$ 783,000	\$ 861,000
CAPITAL EQUIPMENT		
19-8010 Capital Equipment	\$ 75,000	\$ 13,000
Redundancy Designation	\$ 1,028,644	\$ 183,200
CAPITAL EQUIPMENT TOTALS	\$ 1,103,644	\$ 196,200
TOTAL OPERATING REVENUES	\$ 5,914,800	\$ 5,863,700
TOTAL OPERATING EXPENSES	\$ 5,914,800	\$ 5,863,700
		\$ -
FUND 19 CASH BALANCE @ 4/30/2022	\$ 8,137,588	
Estimated Remaining Expenses	\$ 500,000	
Estimated Remaining Revenue	\$ 1,000,000	
Estimated Cash Balance @ 7/1/22	\$ 8,637,588	

FUND 19 CASH BALANCE HISTORY



Service Charges

ORDINANCE NO. 2016 – 01

**AN ORDINANCE OF THE BOARD OF DIRECTORS OF SOUTH SAN LUIS OBISPO COUNTY
SANITATION DISTRICT INCREASING CHARGES FOR WASTEWATER TREATMENT
SERVICES AND FACILITIES**

THE BOARD OF DIRECTORS OF SOUTH SAN LUIS OBISPO COUNTY SANITATION DISTRICT ORDAINS AS FOLLOWS:

WHEREAS, Health & Safety Code §§5471 provides that, by an ordinance approved by a two-thirds vote of its membership, the Board of Directors of a sanitation district may prescribe, revise and collect charges for services and facilities it furnishes; and

WHEREAS, California Constitution Article XIII D, §6, entitled “property related fees and charges,” specifies procedures the District must use when increasing charges for wastewater treatment services and facilities, and imposes substantive requirements for those charges; and

WHEREAS, Government Code §53755 contains additional procedures and clarifications for use by agencies that wish to impose an increase to their property-related fees and charges, including charges for wastewater treatment services and facilities; and

WHEREAS, the District needs to increase its charges for wastewater treatment services and facilities because, besides operating and maintaining its regional treatment plant (which includes repair and replacement of aging plant facilities and increased costs for staffing, electricity, chemicals, insurance and other operating expenses), the District must build major new facility upgrades to comply with state and federal laws and regulations; and

WHEREAS, in compliance with the authorities set out above and subsequent case law, the District has commissioned a Wastewater Financial Plan & Rate Study, revised 2/9/16, from Bartle Wells Associates, which demonstrates all of the following with regard to the District’s proposed increased charges:

- Revenues derived from the charges do not exceed the funds required to provide the property related service.
- Revenues derived from the charges will not be used for any purpose other than that for which the fee or charge was imposed.
- The amount of the charge imposed upon any parcel or person as an incident of property ownership does not exceed the proportional cost of the service attributable to the parcel.
- The charges will not be imposed for a service unless that service is actually used by, or immediately available to, the owner of the property in question.
- The charges are not imposed for general governmental services, but only for wastewater treatment services and facilities; and

WHEREAS, also in compliance with the authorities set out above and subsequent case law, the District has identified the parcels upon which the increased charge is to be imposed as all parcels that are currently customers receiving wastewater treatment services from the District; and

WHEREAS, also in compliance with the authorities set out above and subsequent case law, the District has calculated the amount of the charge proposed to be imposed on each parcel; and

WHEREAS, also in compliance with the authorities set out above and subsequent case law, the District on December 30, 2015 caused notice of a public hearing on the proposed increases (a copy of which is set out in the Wastewater Financial Plan & Rate Study) to be sent by first-class mail to the address contained in the County Assessor's office for the record owner of each identified parcel **and** to the address of record for each customer signed up for wastewater treatment service at each identified parcel; and

WHEREAS, District staff has received proof of this mailing in electronic format, which is maintained at District offices; and

WHEREAS, on February 17, 2016, the District conducted a public hearing upon the proposed increases, which date is more than 45 days after mailing of the notice; and

WHEREAS, at the public hearing, the District considered all written protests previously filed concerning the proposed increases, and all protests concerning the proposed increases offered at the public hearing—and has determined that no majority protest has been presented; and

WHEREAS, the approval of this ordinance is exempt from the California Environmental Quality Act pursuant to Public Resources Code §21080(b)(8).

NOW, THEREFORE, THE DISTRICT finds that the above recitals are true, and ordains:

Section 1. Wastewater treatment rates shall be increased as shown in the following chart:

[THE REMAINDER OF THIS PAGE INTENTIONALLY LEFT BLANK]

Wastewater Treatment Rates

	Monthly Service Charges Effective on or After			
	July 1 2016	July 1 2017	July 1 2018	July 1 2019
a. Residences & Apartments	\$19.60	\$21.56	\$23.52	\$25.48
b. Hotel Units with Kitchens	17.14	18.85	20.56	22.27
c. Hotel Units without Kitchens	11.02	12.12	13.22	14.32
d. Hotel Room	11.02	12.12	13.22	14.32
e. Commercial Establishments	8.81	9.69	10.57	11.45
Each additional employee above 5	1.77	1.95	2.13	2.31
f. Beauty Shops	17.63	19.39	21.15	22.91
Each additional operator above 5	2.66	2.93	3.20	3.47
g. Eating Establishments w/o Grinders	27.43	30.17	32.91	35.65
Each additional 5 seats above 30	4.12	4.53	4.94	5.35
h. Restaurants (w/Grinders) <30 seats	44.09	48.50	52.91	57.32
Restaurants (w/Grinders) over 30 seats	61.72	67.89	74.06	80.23
i. Laundromats - per washing maching	12.63	13.89	15.15	16.41
Minimum Charge	37.91	41.70	45.49	49.28
j. Service Stations - no wash/rack	51.92	57.11	62.30	67.49
Service Stations - with wash/rack	74.47	81.92	89.37	96.82
k. Factories	29.39	32.33	35.27	38.21
Each additional employee above 20	1.47	1.62	1.77	1.92
l. Churches	16.26	17.89	19.52	21.15
Per ADA with elementary school	0.49	0.54	0.59	0.64
Per ADA with other school	0.72	0.79	0.86	0.93
m. Bottling Plants	35.28	38.81	42.34	45.87
n. Schools (Non-boarding)	9.76	10.74	11.72	12.70
Per ADA with elementary school	0.49	0.54	0.59	0.64
Per ADA with other school	0.72	0.79	0.86	0.93
o. Schools (Boarding)	9.80	10.78	11.76	12.74
Per ADA with elementary school	0.98	1.08	1.18	1.28
Per ADA with other school	1.38	1.52	1.66	1.80
p. Trailer/Mobile Home Space	11.77	12.95	14.13	15.31
q. RV Dump Stations - Less than 50 services	91.12	100.23	109.34	118.45

Section 2. Severability. Should any provision, section, paragraph, sentence or word of this Ordinance be declared invalid by any court of competent jurisdiction or by reason of any preemptive legislation, the remaining provisions, sections paragraphs, sentences or words of this Ordinance shall remain in full force and effect and, to that end, the provisions of this Ordinance are severable.

Section 3. Effective date. This ordinance shall become effective 30 days from the date of final passage.

Section 4. Publication. Within 15 days of its final passage, this ordinance shall be published once, with the names of the Board members voting for and against the ordinance, in a newspaper of general circulation published in the County of San Luis Obispo.

Alternatively, a summary of the proposed ordinance may be prepared by District Counsel and published by the District Bookkeeper. A certified copy of the full text of the proposed ordinance shall be made available to the public upon request at least five days prior to the District Board meeting at which the proposed ordinance is to be adopted. The District Bookkeeper shall also post a copy of the full text of the ordinance on the District's Internet website five days prior to the District Board meeting at which the proposed ordinance is to be adopted. Within 15 days after adoption of the ordinance, the District Bookkeeper shall publish a summary of the ordinance with the names of those directors voting for and against the matter and shall make available to the public, upon request, a certified copy of the full text of the ordinance. The District Bookkeeper shall also post a copy of the full text of the ordinance with the names of those directors voting for and against the ordinance on the District's Internet website.


Introduced at a regular meeting of the South San Luis Obispo County Sanitation District held February 17, 2016, and **passed and adopted** at a regular meeting of the South San Luis Obispo County Sanitation District held March 2, 2016, by the following roll-call vote:

AYES: John Shoals, Matthew Guerrero, Jim Hill

NOES: ☒

ABSENT: ☒

ABSTENTIONS: ☒


John Shoals, Chairman

ATTEST:


Secretary

APPROVED AS TO FORM:


District Counsel

Expansion Fund 20

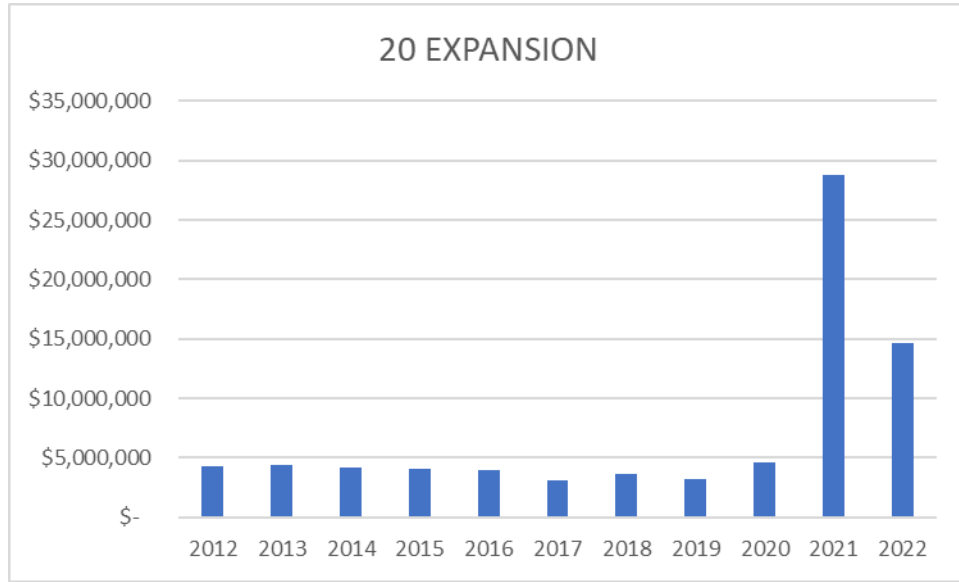
To Provide for major expenses in order to increase capacity or new equipment as required. Primarily funded by new user connection fees.

		Fund 19 Operating Fund	Fund 20 Expansion Fund	Fund 26 Replacement Fund	Proposed Budget FY 2022/23
Revenues					
Service Charges and Fees		5,666,700	-	-	5,666,700
Connection Fees		-	76,000	-	76,000
Interest		100,000	6,000	-	106,000
Use of Redundancy Funding		-	15,600,000	-	15,600,000
Brine Revenue		97,000	-	-	97,000
Total Revenues		5,863,700	15,682,000	-	21,545,700
Expenditures & Other Uses					
Operating Expenditures					
Salaries and Wages		981,000	-	-	981,000
Employee Benefits and Other Personnel Costs		592,000	-	-	592,000
Permits, Fees and Licenses		64,000	-	-	64,000
Communications		17,000	-	-	17,000
Administrative Costs		271,000	-	-	271,000
Legal Costs		60,000	-	-	60,000
Engineering		150,000	-	-	150,000
Coastal Hazards & Monitoring		60,000	-	-	60,000
LAFCO Budget Share		18,000	-	-	18,000
Zone 1/1A Agreement		34,000	-	-	34,000
Agency Billing		64,000	-	-	64,000
Disposal Services		63,000	-	-	63,000
Utilities		372,000	-	-	372,000
Maintenance, Tools & Replacements		387,500	-	-	387,500
Materials, Services and Supplies		425,000	-	-	425,000
Training, Education & Memberships		48,500	-	-	48,500
Total Operating Expenditures		3,607,000	-	-	3,607,000
Total Other Charges					
Debt Service		1,040,500	-	-	1,040,500
Total Other Charges		1,040,500	-	-	1,040,500
Capital Outlay					
Capital Replacement/Maintenance (Fund 26)		-	-	1,020,000	1,020,000
Capital Equipment		13,000	15,865,200	-	15,878,200
Total Capital Outlay		13,000	15,865,200	1,020,000	16,898,200
Other Financing Sources & Uses					
Transfers Out/In Fund 26		1,020,000	-	(1,020,000)	-
Transfers Out/In Fund 20		183,200	(183,200)	-	-
Total Other Financing Sources & Uses		1,203,200	(183,200)	(1,020,000)	-
Total Funding Source		5,863,700	15,682,000	-	21,545,700
Total Expense		5,863,700	15,682,000	-	21,545,700
Net Change (Deficit)		-	-	-	-

EXPANSION FUND BUDGET ALLOCATIONS

	Adopted Budget FY 2021-22	Proposed Budget FY 2022-23
REVENUE		
20-4010 AG Connections	\$ 100,000.00	\$ 40,000.00
20-4020 GB Connections	\$ 45,000.00	\$ 30,000.00
20-4030 OCSD Connections	\$ 12,000.00	\$ 6,000.00
20-5015 Interest Income	\$ 15,000.00	\$ 6,000.00
REVENUE TOTALS	\$ 172,000.00	\$ 82,000.00
EXPENSES		
20-7060 SCADA	\$ 150,000.00	\$ 82,000.00
20-7080 Redundancy Project	\$ 20,410,000.00	\$ 15,783,200.00
EXPENSES TOTAL	\$ 20,560,000.00	\$ 15,865,200.00
Fund 20 Cash Balance @ 04/30/2022	\$ 15,885,797.03	
Estimated Remaining Expenses	\$ 3,346,702.00	
Estimated Remaining Revenue		
Estimated Cash Balance @ 7/1/22	\$ 12,539,095.03	

FUND 20 CASH BALANCE HISTORY



MEMORANDUM

TO: SOUTH SAN LUIS OBISPO COUNTY SANITATION DISTRICT

FROM: DISTRICT CO-COUNSEL STOCKTON

RE: USE OF FUND 20

DATE: May 17, 2016

QUESTION:

For what purposes may money held in Fund 20 properly be used?

SHORT ANSWER:

Money held in Fund 20 is to be used:

- for emergency treatment plant maintenance and repair (to be borrowed at no interest);
- to equalize “the cost of sewage installation beyond the trunk system” (applies to specific charges for specified property);
- for a sinking fund for plant expansion and sewer line enlargement.

BACKGROUND AND DISCUSSION:

A. Background. In 1966 the District created a separate bank account to hold sewer connection fees. Since then the District has enacted several ordinances establishing and adjusting the cost of connecting to the system of pipes leading to the Oceano treatment plant.

In 1981 the District specified how connection fees may be spent. Ordinance 1981-3 required that connection fees be used for “maintaining a sinking fund for treatment plant expansion and sewer line enlargement.” The ordinance also provided:

- a surcharge of \$15/foot would apply to specified connections, and this surcharge would be “for the purpose of equalizing the cost of sewage installation beyond the trunk system;”
- “Funds may be borrowed at no interest by the District for the purpose of emergency maintenance and repair to the District facilities.”

B. Discussion. When connection fees pay for existing or new public facilities which proportionally benefit property, they are called “capacity charges.” The law requires that capacity charges *not* exceed the reasonable cost to provide the service for which they are collected. Also, capacity charges:

- Must not exceed the reasonable cost of providing the service for which they are charged unless approved by 2/3 of the voters;
- Must be deposited into a separate capital facilities fund;
- Must be accounted for in a manner to avoid any commingling with other moneys of the local agency, except for investments;

- And any interest they earn, must be spent solely for the purposes for which they are collected. [Government Code §66013(c)];
- Must be identified in a report available to the public within 180 days after the last day of each fiscal year. [Government Code §66013(d).]

The law does not require any particular process to be used to spend connection fees collected. Authority to spend could be provided through the budget process, purchasing guidelines, an interpreting resolution or ordinance, or Board action on individual projects. Public agencies commonly create a list of short- and long-term projects for partial funding by connection fees.

Please advise if you have questions concerning this memo.

Replacement Fund 26

To Provide for the replacement of Plant treatment and processing equipment. Also provides for future solids handling requirements. Primarily funded by user service fees provided for through transfers from the Operating Fund as budgeted annually.

		Fund 19 Operating Fund	Fund 20 Expansion Fund	Fund 26 Replacement Fund	Proposed Budget FY 2022/23
Revenues					
Service Charges and Fees		5,666,700	-	-	5,666,700
Connection Fees		-	76,000	-	76,000
Interest		100,000	6,000	-	106,000
Use of Redundancy Funding		-	15,600,000	-	15,600,000
Brine Revenue		97,000	-	-	97,000
Total Revenues		5,863,700	15,682,000	-	21,545,700
Expenditures & Other Uses					
Operating Expenditures					
Salaries and Wages		981,000	-	-	981,000
Employee Benefits and Other Personnel Costs		592,000	-	-	592,000
Permits, Fees and Licenses		64,000	-	-	64,000
Communications		17,000	-	-	17,000
Administrative Costs		271,000	-	-	271,000
Legal Costs		60,000	-	-	60,000
Engineering		150,000	-	-	150,000
Coastal Hazards & Monitoring		60,000	-	-	60,000
LAFCO Budget Share		18,000	-	-	18,000
Zone 1/1A Agreement		34,000	-	-	34,000
Agency Billing		64,000	-	-	64,000
Disposal Services		63,000	-	-	63,000
Utilities		372,000	-	-	372,000
Maintenance, Tools & Replacements		387,500	-	-	387,500
Materials, Services and Supplies		425,000	-	-	425,000
Training, Education & Memberships		48,500	-	-	48,500
Total Operating Expenditures		3,607,000	-	-	3,607,000
Total Other Charges					
Debt Service		1,040,500	-	-	1,040,500
Total Other Charges		1,040,500	-	-	1,040,500
Capital Outlay					
Capital Replacement/Maintenance (Fund 26)		-	-	1,020,000	1,020,000
Capital Equipment		13,000	15,865,200	-	15,878,200
Total Capital Outlay		13,000	15,865,200	1,020,000	16,898,200
Other Financing Sources & Uses					
Transfers Out/In Fund 26		1,020,000	-	(1,020,000)	-
Transfers Out/In Fund 20		183,200	(183,200)	-	-
Total Other Financing Sources & Uses		1,203,200	(183,200)	(1,020,000)	-
Total Funding Source		5,863,700	15,682,000	-	21,545,700
Total Expense		5,863,700	15,682,000	-	21,545,700
Net Change (Deficit)		-	-	-	-

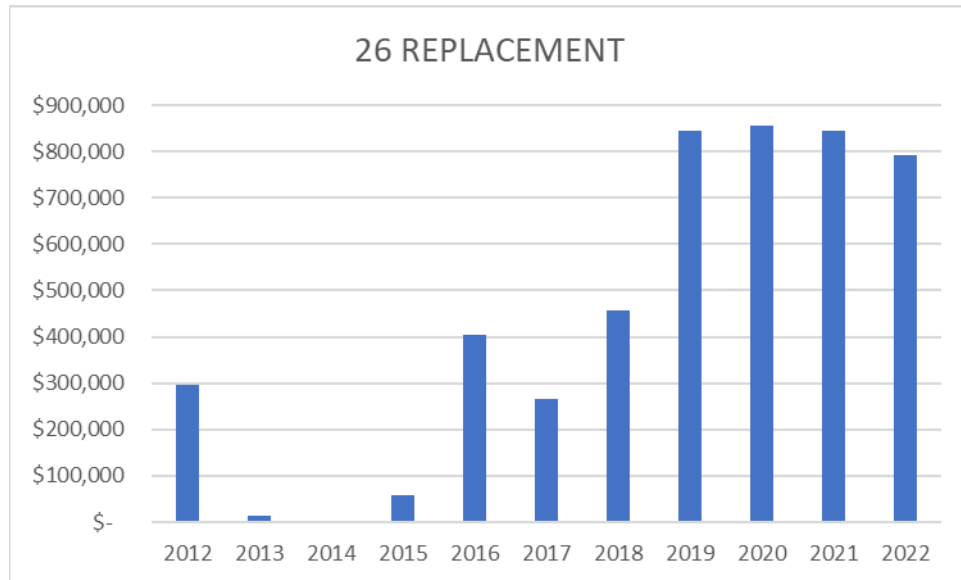
REPLACEMENT FUND BUDGET ALLOCATIONS

	Adopted Budget FY 2021-22	Proposed Budget FY 2022-23
26-8065 Struct/Grounds Replace	\$ 744,000	\$ 995,000
26-8070 Emergency Equip Repair	\$ 25,000	\$ 25,000
EXPENSES TOTAL	\$ 769,000	\$ 1,020,000
 Fund 26 Cash Balance @ 04/30/2022	 \$ 584,365	
Estimated Remaining Expenses	\$ 72,790	
Estimated Remaining Revenue	\$ -	
 Estimated Balance @ 7/1/22	 \$ 511,575	

CAPITAL
REPLACEMENT/MAINTENANCE
FY 2022-23

6-Inch Portable Pump	\$	55,000
ASKO Dishwasher	\$	8,000
CCT Diffuser Installation	\$	200,000
Cogeneration Unit Design	\$	200,000
Emergency Bypass Pump	\$	215,000
Influent Pump Room Ducting	\$	25,000
Maintenance Building Office	\$	200,000
Media Dispenser	\$	2,000
Plant Cart	\$	25,000
Polymer Pumps	\$	50,000
RO System	\$	15,000
		<hr/>
	\$	995,000

FUND 26 CASH BALANCE HISTORY



Reserve Policy

Reserve Policy to provide for a reserve fund of 20% of annual charges or 10% of the annual costs of District maintenance and operation, whichever is less.

RESOLUTION 2016-352

**A RESOLUTION OF THE BOARD OF SOUTH SAN LUIS OBISPO
COUNTY SANITATION DISTRICT,
APPROVING A RESERVE POLICY AND AUTHORIZING AND DIRECTING
THE DISTRICT ADMINISTRATOR TO IMPLEMENT THE POLICY**

WHEREAS, on August 18, 1976 the South San Luis Obispo County Sanitation District (District) adopted Resolution 53, providing for a reserve fund in the amount of 20% of annual charges or 10% of the annual costs of District maintenance and operation, whichever is less; and

WHEREAS, in addition to its standard operations, the District is now proceeding with significant capital and updating projects including a redundancy project, and wishes to implement a prudent reserve to assure success of these efforts; and

WHEREAS, the District wishes to limit use of the reserve to one-time cases of emergency, natural disaster or unexpected event; and

NOW, THEREFORE, IT IS HEREBY RESOLVED, that the Board of South San Luis Obispo County Sanitation District:

1. Hereby approves a reserve within Fund 19, as follows:

- To be made in the amount of 10% of the annual costs of District maintenance and operation;
- To be made to the reserve fund by July 31 of each year;
- May be used only in one-time cases of emergency, natural disaster, or unexpected event;
- A majority vote of the Board is required to access the reserve;
- The reserve will be reviewed annually with the budget.

2. Authorizes and directs the District Administrator, or his/her designee, to take all steps necessary to implement this resolution.

PASSED AND ADOPTED at a regular meeting of the South San Luis County Sanitation District Board of Directors held this 15th day of June, 2016.

On the motion of Shoals seconded by Hill, and after the following roll call vote:

AYES:
NOES:
ABSENT:
CONFLICTS:



John Shoals,
Chairman
Board of Directors
South San Luis Obispo County Sanitation District

ATTEST:



DISTRICT SECRETARY

APPROVED AS TO FORM:

BY: 

DISTRICT COUNSEL

CONTENTS:

BY: 

DISTRICT ADMINISTRATOR

Investment Policy

Investment Policy to establish the guidelines for the prudent Investment of South San Luis Obispo County Sanitation District Funds. The objectives of this policy are safety, liquidity, yield, and compliance with state and federal laws and policies.

**SOUTH SAN LUIS OBISPO COUNTY SANITATION DISTRICT
RESOLUTION NO. 2009-256**

**A RESOLUTION OF THE
BOARD OF DIRECTORS OF THE
SOUTH SAN LUIS OBISPO COUNTY SANITATION DISTRICT
ADOPTING THE YEAR 2009 DISTRICT INVESTMENT POLICY**

WHEREAS, the Board of Directors of the South San Luis Obispo County Sanitation District ("District") believes that public funds should, so far as is reasonably possible, be invested in financial institutions to produce revenue for the District rather than to remain idle; and


WHEREAS, from time to time there are District funds which for varying periods of time will not be required for immediate use by the District, and which will, therefore, be available for the purpose of investing in financial institutions with the objectives of safety, liquidity, yield and compliance with state and federal laws and policies.

NOW, THEREFORE, BE IT RESOLVED by the Board of Directors of the South San Luis Obispo County Sanitation District as follows:

1. The District hereby adopted the Investment Policy attached hereto as Exhibit "A" as the District's Investment Policy;
2. The District Administrator shall act as Treasurer/Finance Officer of the District and is authorized to invest and re-invest funds in accordance with the Investment Policy for the succeeding twelve (12) month period or until such time as the delegation of authority is revoked.


PASSED AND ADOPTED by the Board of Directors of the South San Luis Obispo County Sanitation District this 18th day of February, 2009, on the following roll call vote:

AYES: Jim Hill, Bill Nicolls
NOES: None
ABSENT: Tony Ferrara
ABSTAIN: None




Bill Nicolls, Chairperson,
South San Luis Obispo County
Sanitation District

ATTEST:



John Wallace
Secretary to the Board

APPROVED AS TO FORM:



Michael W. Seitz,
District Legal Counsel

**RESOLUTION 2009-
EXHIBIT A**

YEAR 2009 INVESTMENT POLICY
SOUTH SAN LUIS OBISPO COUNTY SANITATION DISTRICT

1. INTRODUCTION

The purpose of this written *Investment Policy* is to establish the guidelines for the prudent investment of South San Luis Obispo County Sanitation District funds (herein referred to as District funds). The objectives of this policy are safety, liquidity, yield and compliance with state and federal laws and policies.

District funds are to be managed with a high degree of care and prudence. Though all investments contain a degree of risk, the proper concern for prudence, maintenance of high level of ethical standards and proper delegation of authority reduces the potential for any realized loss.

This policy establishes the standards under which the District's Finance Officer will conduct business with financial institutions with regard to the investment process.

2. FINANCE OFFICER

The Board of Directors appoints the District Administrator as the District Finance Officer and Treasurer.

3. SCOPE

The District investment portfolio shall consist of money held in a sinking fund of, or surplus money in, the District's treasury not required for the immediate necessities of the District. The District's investment portfolio shall be invested in accordance with this policy.

4. OBJECTIVES

The primary objectives are safety, liquidity, yield, and compliance.

A. SAFETY

The investment portfolio shall be managed in a manner that ensures the preservation of capital. The objective is to minimize credit risk and interest rate risk.

B. LIQUIDITY

The investment portfolio shall remain sufficiently liquid to meet all operating requirements. This shall be accomplished by structuring the investment portfolio so that investments mature concurrent with cash needs.

C. YIELD

Yield shall be a consideration only after the requirements of safety and liquidity have been met.

D. COMPLIANCE

This Investment Policy is written to be in compliance with California and Federal law.

**RESOLUTION 2009-
EXHIBIT A**

YEAR 2009 INVESTMENT POLICY
SOUTH SAN LUIS OBISPO COUNTY SANITATION DISTRICT

5. STANDARDS OF CARE

A. PRUDENCE

The Finance Officer will manage the portfolio pursuant to the "Prudent Investor Standard." When investing, reinvesting, purchasing, acquiring, exchanging, selling and managing public funds in the District's investment portfolio, the Finance Officer shall act with care, skill, prudence, and diligence under the circumstances then prevailing, that a prudent person acting in a like capacity and familiarity with those matters would use in the conduct of funds of a like character and with like aims, to safeguard the principal and maintain the liquidity needs of the District.

B. DISCLOSURES

Finance Officer shall disclose any material interest in financial institutions with which he/she conducts the District business.

6. INVESTMENTS AUTHORITY

A. PERMITTED INVESTMENTS

The District Finance Officer is authorized to invest in the following institutions:

1. County pooled funds (California Government Code § 61730)
2. The Local Agency Investment Fund created by the California State Treasury (California Government Code § 16429.1)
3. One or more FDIC insured Banks and/or Savings and Loan Associations that are designated as District depositories by resolution of the Board of Directors (California Government Code § 61053).
4. Such other financial institutions or securities that may be designated by the Board of Directors from time to time in compliance with California and Federal law.

B. PROHIBITED INVESTMENTS

The District's Finance Officer shall not invest in:

1. Inverse floaters, range notes or interest only strips that are derived from a pool of mortgages.
2. Any security that could result in a zero interest accrual if held to maturity.
3. A state or federal credit union, if a member of the District's Board of Directors or an administrative officer also serves on the Board of Directors, or any committee appointed by the Board of Directors, or the credit committee or supervisory committee, of the state or federal credit union.

C. DIVERSIFIED INVESTMENTS

Investments, other than investments referenced in paragraphs A (1) and (2) above, will be diversified to avoid losses that may be associated with any one investment.

**RESOLUTION 2009-
EXHIBIT A**

YEAR 2009 INVESTMENT POLICY
SOUTH SAN LUIS OBISPO COUNTY SANITATION DISTRICT

7. REPORTS

A. MONTHLY REPORT

Finance Officer/Treasurer shall make monthly reports to the Board of investments made or retired during the preceding month.

B. QUARTERLY REPORT

Finance Officer shall file a quarterly report that identifies the District's investments and their compliance with the District's Investment Policy. The quarterly report must be filed with the District's auditor and considered by the District's Board of Directors within thirty (30) days after the end of each quarter (i.e., by May 1, August 1, November 1, and February 1) (California Government Code § 53646). Required elements of the quarterly report are as follows:

1. Type of Investment.
2. Institution.
3. Date of Maturity (if applicable).
4. Amount of deposit or cost of the security.
5. Current market value of securities with maturity in excess of twelve months (if applicable).
6. Rate of Interest.
7. Statement relating the report to the Statement of Investment Policy.
8. Statement of the District's ability to meet cash flow requirements for the next six months.
9. Accrued Interest (if applicable).

C. ANNUAL REPORT

Prior to June 30th of each year, the Finance Officer shall file and submit an annual report to the District's auditor and Board of Directors which will contain the same information required in the quarterly report.

The annual report will include a recommendation to the Board of Directors to either:

1. Readopt the District's then current annual Investment Policy; or
2. Amend the District's then current Investment Policy.

D. LIMITED QUARTERLY REPORT

If the District has placed all of its investments in the Local Agency Investment Fund (LAIF), created by California Government Code § 16429.1, or in Federal Deposit Insurance Corporation, insured accounts in a bank or savings and loan association, in a County investment pool, or any combination of these, the Finance Officer may submit to the Board of Directors, and the auditor of the District the most recent statement or statements received by the District from these institutions in lieu of the information required in paragraph 7.B above. This special reporting policy does not relieve the Finance Officer of the obligation to prepare an annual investment report as identified in paragraph 7.C, above.

Purchasing Policy

Policy and Procedures for the expenditure of District Funds for supplies,
equipment, construction, and services.

RESOLUTION NO. 2019-410

A RESOLUTION OF THE BOARD OF SOUTH SAN LUIS OBISPO COUNTY SANITATION DISTRICT AMENDING THE ADOPTED POLICIES AND PROCEDURES FOR THE EXPENDITURE OF DISTRICT FUNDS FOR SUPPLIES, EQUIPMENT, CONSTRUCTION, AND SERVICES AS SET FORTH IN RESOLUTION NO. 2010-274 AND AMENDED IN RESOLUTION NO. 2014-314 AND NO. 2016-353

ARTICLE I

Adoption of Purchasing and Construction Policies

- 1.1 **Statutory Authority:** These policies and procedures are adopted pursuant to the Government Code Section 54201 (I), et seq., and the Public Contract Code Section 22000 et seq. ("Uniform Public Construction Cost Accounting Act") in order to establish an efficient procedure for the purchase of supplies, equipment and contracting for work and services.
- 1.2 **Board Findings and Declaration:** The Board finds and declares that placing all of these policies in one procedural set of guidelines will make these procedures clearer and easier to find. Furthermore, it is the intent of the Board in enacting these procedures to achieve the following objectives:
- A. To establish an efficient procedure for the purchase of supplies, equipment, and services at the lowest possible cost;
 - B. To assure that all supplies, equipment, construction and services at the plant are of sufficient quality to assure the efficient running of the plant;
 - C. To exercise positive financial control over purchases;
 - D. To clearly define authority for the purchase of supplies and equipment and for contracting for outside services and construction;
 - E. To assure as full and open competition as possible on all purposes;
 - F. Fitness and quality being equal, a preference may be granted to local vendors for the purchase of materials, supplies and services with a bid price less than \$45,000. The District may provide a preference to each qualified local vendor if the bid of a local qualified vendor does not exceed the lowest bid or price quoted by other vendors by more than five percent. To qualify as a local vendor, a business must have all current applicable city licenses and permits, must maintain its primary office and/or place of business within district boundaries. This preference is not applicable to any materials, supplies or services for which formal bids are required pursuant to statutory or California common law.

ARTICLE II
Purchase of Supplies and Equipment
District Manager Duties

- 2.0** The Board of Directors of the District shall approve all contracts for services and/or supplies and equipment in excess of \$30,000.00.
- 2.1** The District Administrator or Plant Superintendent, as the case may be, shall be the purchasing authority whose functions shall include the following powers and duties:
- A. To purchase or contract for supplies and equipment required by the District in accordance with the purchasing procedures outlined herein.
 - B. To negotiate and recommend execution of contracts for the purchase of supplies and equipment.
 - C. To ensure as full and open competition as possible on all purchases.
 - D. To inspect supplies and equipment delivered, as well as contractual services performed, to determine their conformance with the specifications set forth in the purchase orders and contracts.
 - E. To sell surplus supplies and equipment to interested private and/or public agencies or vendors.
 - F. To keep informed of current developments in the field of purchasing, prices, market conditions and new products.
 - G. To maintain a bidders' list, vendors' catalog file and records.
 - H. To develop and prescribe administrative policies, forms, and files as may be reasonably necessary for the internal management and operation of these purchasing procedures.
- 2.2 Exemptions From Policies**
- A. **Emergencies:** The purchasing procedures described above may be dispensed with at the discretion and judgment of the purchasing authority in the best interest of the District when the Board of Directors adopts a resolution by two-thirds vote declaring that it is in the public interest and necessity to demand an immediate expenditure of public funds to safeguard life, health, or property.
 - B. **Single Source:** When the Board of Directors adopts a finding that there is only a single source of procurement and that the purchase is for the sole purpose of duplicating or replacing supplies, equipment, or material which is in use.
 - C. **Deliveries Under Annual or Biannual Contracts:** When the Board of Directors has contracted for services or supplies on an annual or other regular basis, the payment for delivery of such services or supplies upon delivery is exempt from the need for additional authority for payment. This exemption does not apply to the actual

negotiation or contracting for services or delivery of supplies.

2.3 Supplies and Equipment - District purchases under \$2,500.00

- A. The Plant Superintendent shall act as purchasing agent for the District in connection in obtaining materials, supplies, and equipment with a cost of **\$2,500.00** or less.
- B. Open Accounts:
 - 1. The Plant Superintendent shall maintain a list of all open accounts with suppliers on which employees of the District have the ability to sign for purchases. The list of open accounts shall be approved by the District Administrator.
 - 2. The Plant Superintendent shall maintain a list of all employees with the ability to sign on open accounts and such list shall be approved by the District Administrator.
 - 3. No employee shall sign on an open account without prior approval of the District Administrator.
- C. In regards to the purchases of supplies or equipment with a cost of **\$300.00** or more, a "purchase order" shall be used.
 - 1. District employees shall submit a requisition for any required supplies, equipment, or services with an anticipated cost in excess of **\$300.00** on a form approved by the District Administrator.
 - 2. If the requisition is approved by the Plant Superintendent, the Plant Superintendent shall seek the most favorable terms and price for the approved requisition either through comparative pricing or competitive bidding, whichever method the Plant Superintendent deems most appropriate under the circumstances. To the extent possible, the Plant Superintendent will review at least two quotations to ensure that the products or supplies purchased are of a quality suitable for the District's purposes and to obtain the lowest price available.
 - 3. Once the Plant Superintendent has determined the most advantageous price or bid, as the case may be, for the requisition, he/she shall issue a purchase order which will constitute a formal offer by the District to purchase the supplies, equipment, or to procure the service for the price and terms indicated therein.
- D. Except in cases of emergency or in cases where specific authority has been first obtained from the District Administrator, the Plant Superintendent shall not purchase supplies or equipment unless there exists an unencumbered appropriation in the fund account against which the purchase is to be charged.

2.4 Supplies and Equipment - District purchases under \$15,000.00

The District Administrator shall act as purchasing agent for the District in connection with the obtaining of supplies, equipment, or services with costs in excess of **\$2,500.00** but not

more than **\$15,000.00**.

A. The purchase of supplies and equipment with a value of **\$2,500.00** to **\$15,000.00** may be made by the District Administrator in the open market pursuant to the procedure hereinafter proscribed:

1. The District Administrator or his/her designee shall solicit quotations for the purchase of all such goods and supplies. Said quotations may be solicited by telephone or in writing.
2. Open market purchases shall, whenever possible, be based on at least three written quotations approved by the District Administrator and shall be awarded to the supplier submitting the lowest responsive quote.
 - a. Single Source Items: If the District Administrator determines that there is a single source of procurement and that the purchase of the supplies or equipment is for the sole purpose of duplicating or replacing supplies, equipment, or material which is in use, the requirement of obtaining competitive quotations shall not be required.

2.5 Supplies and Equipment - District Purchases over \$15,000.00 and less than \$60,000.00

A. For the purposes of this section, the District Administrator shall be the purchasing agent for the District in connection with supplies, equipment, and services with a cost in excess of **\$15,000.00**, but not more than **\$60,000.00**.

B. The District Administrator and/or his/her designee shall solicit quotations for all goods and supplies with a cost of more than **\$15,000.00** and less than **\$60,000.00**. Said quotations may be solicited by telephone or in writing.

1. Open market purchases shall, whenever possible, be based upon at least three written quotations approved by the District and shall be awarded to the entity submitting the lowest responsive quote. The Board of Directors of the District shall approve all purchases in excess of **\$15,000.00** and less than **\$60,000.00**.

- a. Exception: When the District Administrator determines that it is reasonably necessary to purchase equipment and supplies on an expedited basis, the District Administrator may do so, but only on approval by the Chairman of the Board of Directors obtained prior to the actual purchase.

2.6 Supplies and Equipment -District Purchases over \$60,000.00 and less than \$200,000.00 – Informal Bidding Process

A. For the purposes of this section, the District Administrator shall be the purchasing agent for the District in connection with supplies, equipment, and services with costs in excess of **\$60,000.00**, but not more than **\$200,000.00**.

B. Public projects, as defined by the Uniform Public Construction Cost Accounting Act (Act) and in accordance with the limits listed in Section 22032 of the Public Contract Code, may be let to contract by informal procedures as set forth in Section 22032, et

seq., of the Code.

- C. A list of contractors shall be developed and maintained in accordance with the provisions of Section 22034 of the Public Contract Code and criteria promulgated from time to time by the California Uniform Construction Cost Accounting Commission.

D. Notice Inviting Informal Bids:

Where a public project is to be performed, which is subject to the provisions of the Act, a notice inviting informal bids may be mailed to all contractors for the category of work to be bid and shall be mailed to all construction trade journals as specified by the California Uniform Construction Cost Accounting Commission in accordance with Section 22036 of the Public Contract Code. Additional contractors and/or construction trade journals may be notified at the discretion of the District Administrator and/ or his/her designee, provided however:

1. If there is no list of qualified contractors maintained by the District for the particular category of work to be performed, the notice inviting bids shall be sent only to the construction trade journals specified by the Commission.
2. If the product or service is proprietary in nature such that it can be obtained only from a certain contractor or contractors, the notice inviting informal bids may be sent exclusively to such a contractor or contractors.

- E. The District Administrator is authorized to award informal contracts pursuant to this section.

2.7 Supplies and Equipment - District Purchases over \$200,000.00 - Formal Competitive Bidding/Notice

Except as otherwise provided in these procedures, purchases and contracts for supplies and equipment subject to the two-hundred thousand-dollar contract limitations of the Uniform Public Construction Cost Accounting Act (or an amount specified in a subsequent statute), shall be by written contract with the lowest responsible bidder pursuant to the procedures prescribed herein.

A. Notice of Inviting Bids:

1. Notices inviting bids shall include, but not be limited to, the following:
 - a. The notice shall distinctly state the supplies and equipment to be purchases;
 - b. The location and deadline for submission of bids;
 - c. The location where bid blanks and specifications may be secured;
 - d. The date, time, and place assigned for the opening of sealed bids;
 - e. The type and character of bidder's security required, if any;
 - f. Notice that the District reserves the right to waive minor irregularities in the bid.

- g. Notice that no bidder can withdraw his/her bid for a period of 60 days after the date set for the award of the contract.
 - h. Notice that a successful bidder can substitute securities for performance retention pursuant to Public Contract Code Section 22300.
- 2. Notices inviting bids shall be published at least twice, not less than 5 days apart, in a newspaper of general circulation, printed and published in the District, or if there is none, the notice shall be posted in at least three public places in the District that have been designated by the District Board of Directors as places for posting such notice.
 - 3. The first publication or posting of the notice shall be at least ten days before the date of opening bids.

B. Supplies and Equipment Bids - Security Requirements:

Bidder's security may be required when deemed necessary. Bidders shall be entitled to the return of any bid security within 60 days from the time the award is made. A successful bidder shall forfeit his/her bid security, however, upon refusal or failure to execute a contract within 15 days after notice of award of the contract unless the district is responsible for the delay. The contract may be awarded to the next lowest responsible bidder upon the refusal or failure of the successful bidder to execute the contract within the time herein prescribed.

C. Bids Opening:

Sealed bids shall be opened in public at a time and place stated in the notice of inviting bids. A tabulation of all bids received shall be made available for public inspection until the award of the contract.

D. Bid Rejection:

The District may reject:

- 1. Any bid that fails to meet the bidding requirements in any respect; or
- 2. All bids, for any reason whatsoever, and may readvertise for new bids;
- 3. All bids, and adopt by two-thirds vote, a resolution declaring that the materials or supplies can be furnished at a lower price in the open market and the District may purchase the materials or supplies as stated in the resolution in order to take advantage of the lower cost.

E. Contract Award:

Contracts shall be awarded at the next regularly scheduled meeting after the date set for opening bids to the lowest responsible bidder except as follows:

- 1. If two or more bids are the same and the lowest, the District Board may accept the one it chooses.

2. If no bids are received, the District Board may order the supplies and equipment purchased without further bid.

F. Determination of Lowest Responsible Bidder:

In addition to the bid or quotation price, criteria for determining the lowest responsible bid or quotation, shall include, but not be limited to, the following:

1. The character, integrity, reputation, judgment, experience and efficiency of the bidder (this may include an analysis of previous dealings with the District or other public agencies);
2. The ability of the bidder to provide the supplies, equipment or services required, within the time specified, without delay or interference;
3. The ability of the bidder to provide future maintenance, repair parts and replacement of purchased equipment or supplies; and
4. Compliance by the bidder with Federal Acts, Executive Orders, and State Statutes.

Upon motion of Director Austin, seconded by Director Ray Russom,
and on the following roll call vote, to wit:

AYES: Austin, Ray Russom, Lee

NOES:

ABSENT:

ABSTAINING:


The forgoing Resolution is hereby adopted this 6th day of Nov 2016.



Chairman

ATTEST:


District Administrator

APPROVED AS TO FORM:


District Legal Counsel



SOUTH SAN LUIS OBISPO COUNTY SANITATION DISTRICT

Post Office Box 339 Oceano, California 93475-0339
1600 Aloha Oceano, California 93445-9735
Telephone (805) 489-6666 FAX (805) 489-2765
www.sslocsd.org

STAFF REPORT

To: Board of Directors

From: Jeremy Ghent, District Administrator; Mychal Jones, Plant Superintendent

Date: June 1, 2022

Subject: **DISTRICT ADMINISTRATOR AND PLANT OPERATIONS REPORT**

This report represents ongoing information on the latest District staff activities on major capital projects and studies, programmatic initiatives, regional collaboration, miscellaneous activities, and Plant Operations. *Updates since the last report are provided in italics below:*

Capital Projects:

Redundancy Project:

- *Quarterly Update provided*

Misc:

- *The District recognizes 20 years of service by Senior Plant Operator Rick Jackman*
- *District hired Grade 2 Operator Justin Musick*

Plant Tours:

None

Tentative Items:

- *TBD*

Plant Operations Report

During the May 1st – May 27th reporting period, the District's facility exceeded its NPDES Permit limit for instantaneous maximum chlorine residual. The Regional Water Quality Control Board has been notified. Exceedance, corrective action, and the District's path to prevent further reoccurrence is discussed at the end of this report. All other process values were within Permit limitations.

Monthly Plant Data for May 2022

May 2022	INF Flow MGD	INF Peak Flow MGD	INF BOD mg/L	EFF BOD mg/L	BOD % Removal	INF TSS mg/L	EFF TSS mg/L	TSS % Removal	Fecal Coliform MPN/100 mL	Chlorine Usage lbs/day
Low	1.89	2.8	443	15		311	19		<1.8	141
High	2.17	3.6	613	32.7		500	23.5		13	436
May 2022 AVG	2.02	3.18	539	21.2	96.1	450	21.1	95.3	4.6	208
May 2021 AVG	2.30	3.54	464	18.3	96.1	511	22.3	95.6	18.4	224
Limit	5.0			40/60/90	>80		40/60/90	>80	2000	

Operation and Maintenance Tasks

- Removed temporary screen on boiler hot water diffuser
- R.S. Fire Protection performed annual inspection of fire extinguishers
- Painted new Hellan strainer in preparation for installation
- Operations staff met and discussed draft design of new diffuser for the Dechlorination System Improvement Project
- Calibrated disinfection control probes
- Trimmed back shrubbery along back entrance to plant
- Checked and marked Underground Service Alerts
- Troubleshoot reclaim water filtration system and installed new shaft shear pin
- Inspected and cleaned bar screen control panel cooling unit
- Staff met with Nviro and Seifert Services to discuss placement and installation of new meters as part of the SCADA Project
- Replaced broken chemical pump line
- Replaced boiler air filter
- Repaired broken reclaim water line and installed new isolation valve
- Nviro assisted with installation of new float switches at Digester No. 2 sump

Work Orders Completed

- Flushed Sodium Bisulfite diffuser
- Rinsed all surfaces of all clarifiers
- Rinsed disinfection control probes
- Test ran emergency generator and emergency bypass pump
- De-ragged both primary sludge pumps
- Exercised Headworks gate valves
- Preventative Maintenance:
 - Digester vacuum/pressure relief valves
 - Reclaim water filter baskets throughout plant
 - Fixed Film Reactor supply fans and ventilation fans

- Water Champ
- Forklift

Training

Staff participated in training on:

Walking and Working Surfaces

Water Industry Wastewater Treatment, Confined Space Entry, Trenching and Shoring

Call Outs

No Call Outs this reporting period

Permit Exceedance

The District had an exceedance for instantaneous maximum total chlorine residual on May 19, 2022. On May 19, 2022, District Laboratory staff recorded a total chlorine residual of 10.7 mg/L at 11:15 AM. Immediately following the exceedance, District Laboratory staff continued to sample and perform total chlorine residual analysis to ensure the District returned to within permit limitations. All 8 total chlorine analysis performed following the exceedance resulted in Non-Detect or 0.02 mg/L (6 – Non-Detect and 2 – 0.02 mg/L) for a daily average total chlorine residual of 1.20 mg/L. The cause of the exceedance is unknown but may be due to the dechlorination system not effectively mixing with the bulk effluent flow.

The District is currently in the design phase of the Dechlorination System Improvement Project. This Improvement Project is for the relocation of the dechlorination injection point to make use of the entire volume of the chlorine contact tank effluent chamber. The relocation will provide better mixing and reaction time, increased mixing energy to ensure that Sodium Bisulfite is well mixed, and will adequately apply Sodium Bisulfite to contact all effluent equally. Tentative completion of the Improvement Project is July 2022.

The District will not be assessed a mandatory minimum penalty for this exceedance.

Staff



District Laboratory Director, Erika Frost, running Total Suspended Solids Analysis.



District Plant Operator II, Chris Rigoni, hauling biosolids.



Plant Operations Supervisor, Mike Arias, filling a Ferric Chloride tote.



Plant Senior Operator, Rick Jackman, training new Plant Operator II hire, Justin Musick.